

ANNUAL STATISTICS REPORT

2024



Prepared by the Strategic Services Bureau for the Police Services Board

DISCLAIMER:

The information contained in this annual statistics report is the property of York Regional Police. Reproduction or distribution of this report in whole or in part is permitted subject to appropriate source citation and the express prior written consent of the Chief of Police of York Regional Police.

York Regional Police does not assume any liability for any decision made or action taken in reliance upon any information or data provided.

If you require an accessible version of any publication, please contact extension 7677 or email corpcommrequest@yrp.ca.

CONTENTS

MAP OF YORK REGION	4
POPULATION	4
INTRODUCTION	5
2024 CRIME STATISTICS OVERVIEW	6
VIOLENT CRIMES	7
PROPERTY CRIMES.....	9
STOLEN VEHICLES.....	10
DRUG CRIMES.....	11
WEAPON AND OTHER CRIMES	11
CRIMINAL TRAFFIC	11
PROVINCIAL TRAFFIC.....	13
MVC FATAL.....	13
MAIN CONTRIBUTORS FOR MVC FATAL	13
YOUTH CRIMES.....	14
CYBER CRIMES	15
ORGANIZED CRIMES	15
HATE CRIMES.....	16
MOST SERIOUS VIOLATION	16
MOTIVATIONAL FACTORS.....	16
FAMILY DOMESTIC VIOLENCE	17
TYPE OF RELATIONSHIP	17
INTIMATE PARTNER VIOLENCE.....	18
TYPE OF RELATIONSHIP	18
SELECTED NON-CRIMINAL STATISTICS	19
ORGANIZATIONAL STATISTICS.....	20
ALARM PROGRAM.....	20
FREEDOM OF INFORMATION	20
VICTIM SERVICES OF YORK REGION.....	20
INFORMATION MANAGEMENT	20
CRIME STOPPERS.....	20
CRIME STATISTICS BY MUNICIPALITY	21
CRIME CATEGORY.....	21
CRIME RATE.....	22
APPENDIX A: ADDITIONAL STATISTICS.....	23
DISPATCHED CALLS FOR SERVICE	23



APPENDIX B: GLOSSARY OF TERMS 25

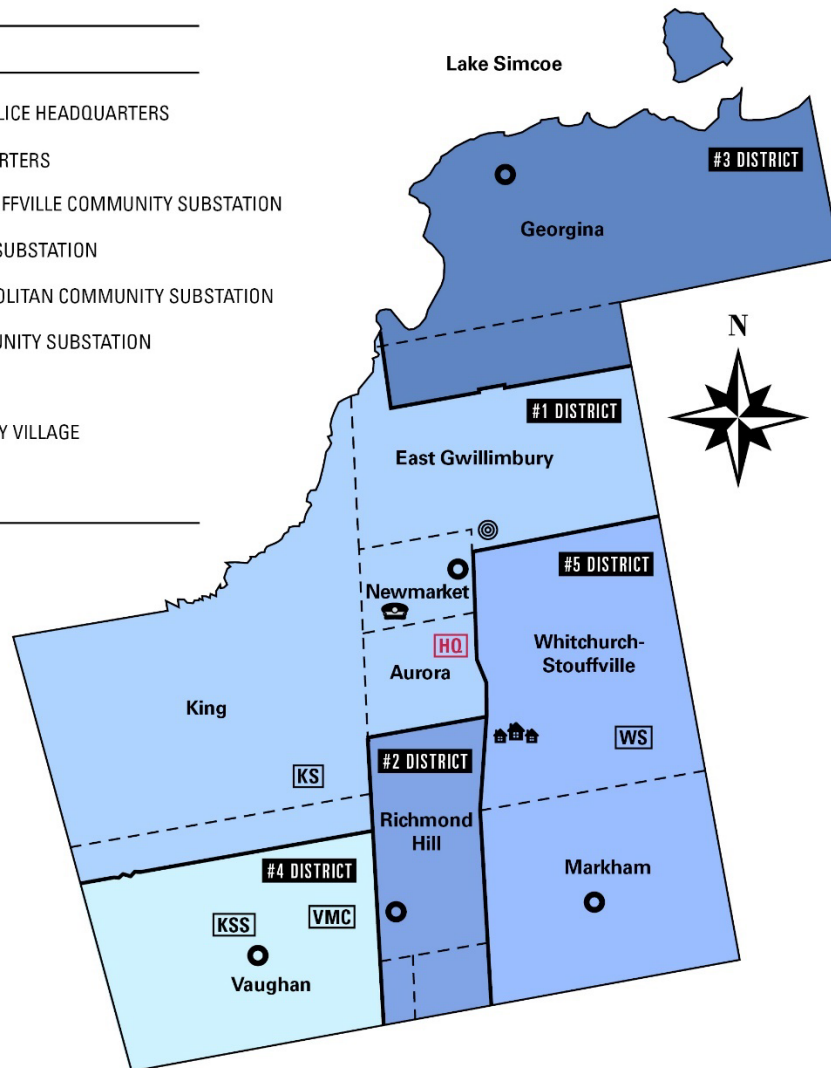
APPENDIX C: TYPE OF VIOLATIONS..... 28

APPENDIX D: CHANGES IN UCR SURVEY REPORTING METHODOLOGY (2019-2024)..... 31

MAP OF YORK REGION

LEGEND

- HQ YORK REGIONAL POLICE HEADQUARTERS
- DISTRICT HEADQUARTERS
- WS WHITCHURCH-STOUFFVILLE COMMUNITY SUBSTATION
- KS KING COMMUNITY SUBSTATION
- VMC VAUGHAN METROPOLITAN COMMUNITY SUBSTATION
- KSS KLEINBURG COMMUNITY SUBSTATION
- ⊙ TRAINING FACILITY
-  COMMUNITY SAFETY VILLAGE
-  RECRUITING



POPULATION



CHILDREN < 12 YRS	159,159
YOUTH 12-17 YRS	99,257
ADULTS 18-64 YRS	803,907
SENIORS >=65 YRS	217,206

INTRODUCTION

This report provides a snapshot of crime statistics pertaining to the incidents that were reported to or received by York Regional Police between January 1, 2024 and December 31, 2024. Results of the current reporting year (2024) are compared with the previous year (2023) and trends in the last five years (2020-2024) are provided for select key indicators. Crime rates are calculated using the corresponding population estimates¹ received from the Regional Municipality of York.

York Regional Police provides investigative resources towards resolving a crime incident. For some crime types, the process may take weeks, months and sometime years as new investigative information becomes available. Data presented in this report represents a “snapshot” at the time of extraction from the Records Management System in mid-February 2025. It is the policy of York Regional Police not to revise data counts once the results are published.

York Regional Police captures crime statistics data using the incident-based Uniform Crime Reporting (UCR) survey methodology developed by the Canadian Centre for Justice and Community Safety Statistics (CCJCSS), a division of Statistics Canada in collaboration with the Canadian Association of Chiefs of Police (CACP). *Criminal Code* violation data is gathered when the incident report is received, subsequently investigated and resolved where possible.

Unless otherwise noted, crime statistics in this report are compiled using all level of violation methodology instead of only counting the most serious violation (MSV) of an incident and should not be compared with those published by the CCJCSS. The CCJCSS published crime statistics are based on the most serious violation of an incident. In addition, the CCJCSS includes the number of offences reported by the Toronto North Detachment of the Royal Canadian Mounted Police (RCMP), along with York Regional Police’s crime statistics. However, CCJCSS data may be used for comparisons between policing jurisdictions, municipalities and provinces as all data is compiled using the same reporting methodology and includes incidents reported to municipal, provincial and federal policing organizations.

Crime statistics presented in this report for the years 2020 and 2021 were impacted by the COVID-19 pandemic restrictions imposed by the Province of Ontario and Canada on March 17, 2020, and subsequent restrictions afterwards. After the pandemic's peak, crime rates have gradually returned to pre-pandemic levels. What might appear as a post-pandemic surge is actually a normalization of crime patterns following an unusually low period.

Crime rates incorporated in this report were estimated for all categories irrespective of the size of the denominator. Generally, rates and ratios are not reliable if it is based on a small number (less than 30).

A glossary of terms, types of violations and changes in the Uniform Crime Reporting (UCR) survey methodology during the last five-year period are included in this report as appendices.

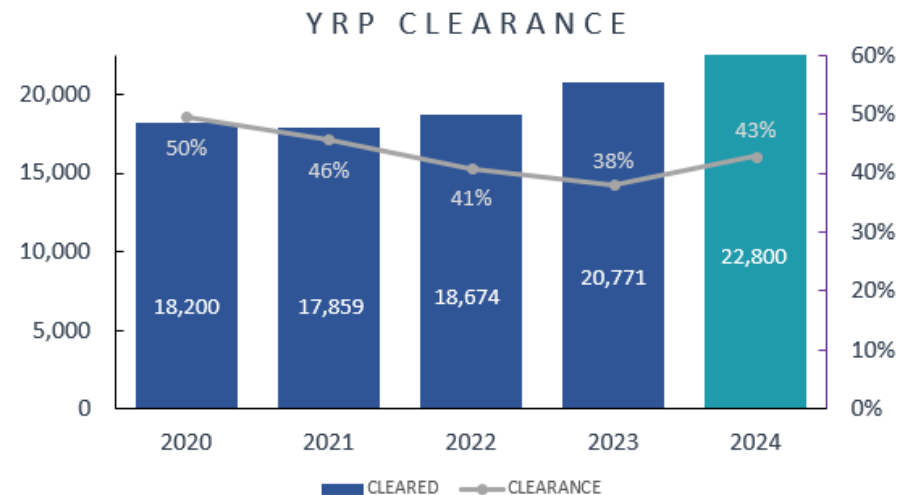
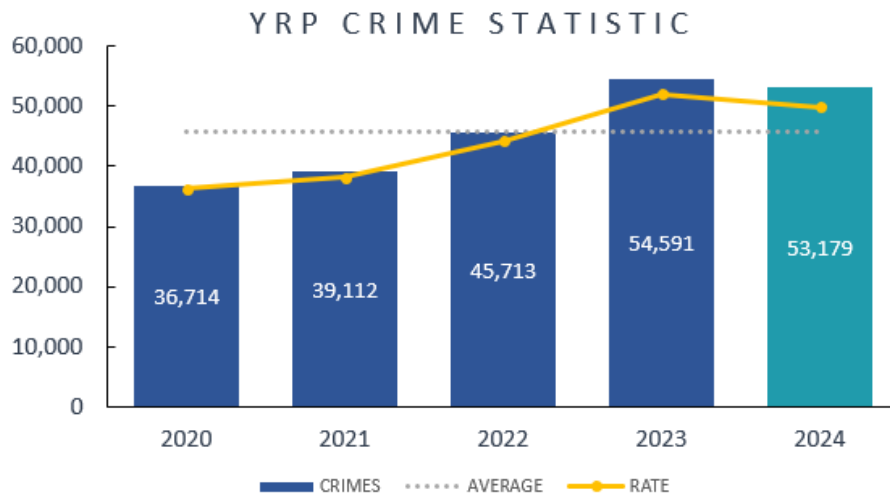
¹ The Regional Municipality of York (York Region) estimates its population every year based on the latest census results released by Statistics Canada as well as the Canada Mortgage and Housing Corporation (CMHC) released counts of new homes.

2024 CRIME STATISTICS OVERVIEW

	VIOLENT	PROPERTY	DRUG	WEAPON	OTHER*	FEDERAL	TOTAL	TRAFFIC**
2024	13,882	30,886	977	650	6,734	50	53,179	5,501
YoY%	-3.7% ▼	-4.9% ▼	10.3% ▲	-14.6% ▼	11.9% ▲	16.3% ▲	-2.6% ▼	-0.4% ▼
RATE	1084.9	2413.9	76.4	50.8	526.3	3.9	4156.1	429.9
CLEARANCE	6,865	8,616	883	489	5,932	15	22,800	2,135
2023	14,410	32,472	886	761	6,019	43	54,591	5,524
YoY%	20.7%	23.0%	-20.5%	-21.0%	14.2%	53.6%	19.4%	8.9%
RATE	1145.3	2580.9	70.4	60.5	478.4	3.4	4339.0	439.1
CLEARANCE	7,228	7,374	855	532	4,747	35	20,771	2,421
5YR AVG	11,767	26,721	1,214	680	5,420	60	45,862	4,894

*Other Crime Type includes Bail Violations, Fail To Appear, Breach of Probation, Public Moral Violations and other Criminal Code offences. (See Appendix C p.29)

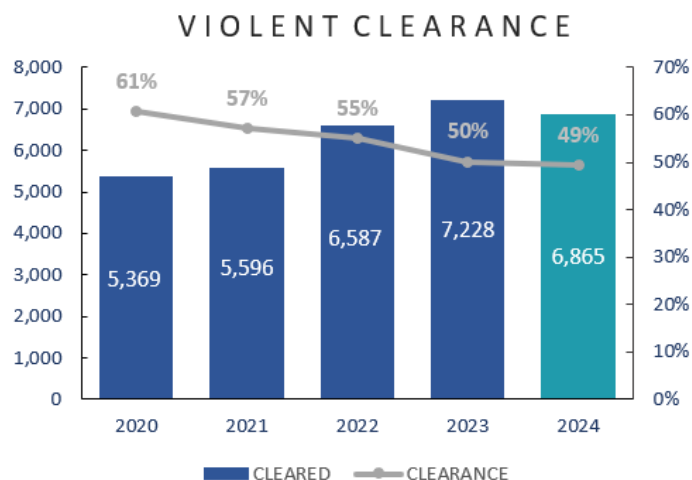
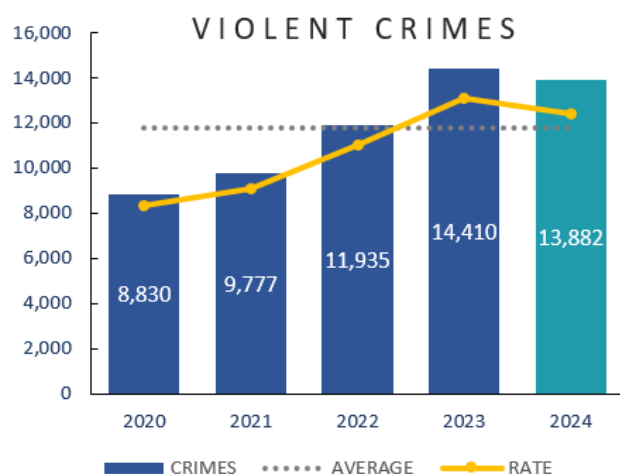
**Traffic is excluded when calculating Crime Rate.



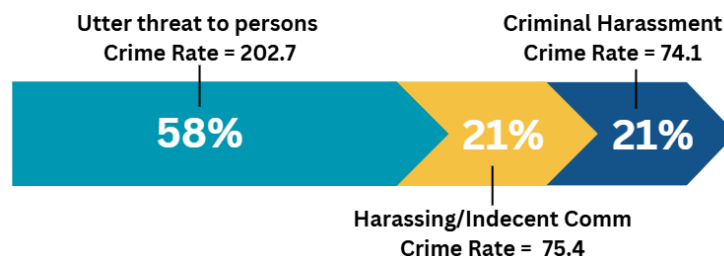
VIOLENT CRIMES

	2023	2024	5YR AVG	YoY	CRIME RATE*	CLEARANCE
HOMICIDE & CAUSE DEATH	14	20	17	43%	1.6	95%
ATTEMPT CAPITAL CRIME	33	44	38	33%	3.4	75%
SEXUAL VIOLATIONS & SERVICES	1,233	1,131	1,007	-8%	88.4	49%
ASSAULT	6,829	7,062	5,733	3%	551.9	57%
Level 1 - Assault	4,512	4,704	3,785	4%	367.6	53%
Level 2 - Weapon/Bodily Harm	1,913	1,939	1,564	1%	151.5	65%
Level 3 - Aggravated	22	28	30	27%	2.2	89%
Assault Police Officer	184	156	165	-15%	12.2	93%
Other Assaults	198	235	190	19%	18.4	51%
ROBBERY	522	492	386	-6%	38.5	43%
Home Invasion	47	40	31	-15%	3.1	35%
Car Jacking	58	81	49	40%	6.3	42%
Retail	130	104	102	-20%	8.1	63%
Financial	10	14	12	40%	1.1	29%
Street	212	206	149	-3%	16.1	30%
Other	65	47	43	-28%	3.7	70%
HARASSMENT & THREATS	5,070	4,506	4,044	-11%	352.2	39%
DEPRIVATION FREEDOM	161	224	169	39%	17.5	60%
OTHER VIOLENT	548	403	373	-26%	31.5	22%
VIOLENT CRIMES TOTAL	14,410	13,882	11,767	-4%	1084.9	49%

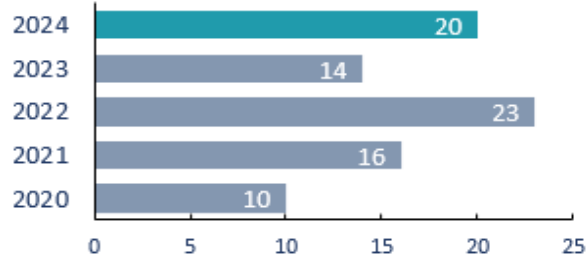
*Crime Rate is expressed per 100,000 population using year-end population estimates supplied by York Region.



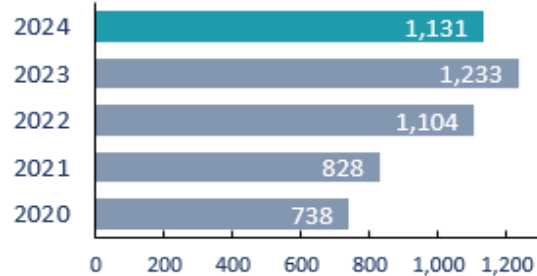
2024 HARASSMENT & THREATS



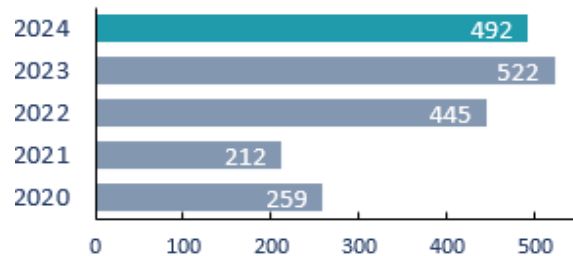
HOMICIDE & DEATH VIOLATION



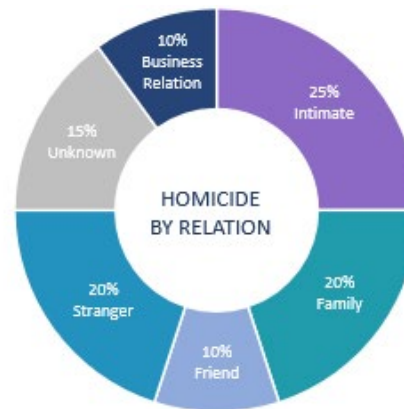
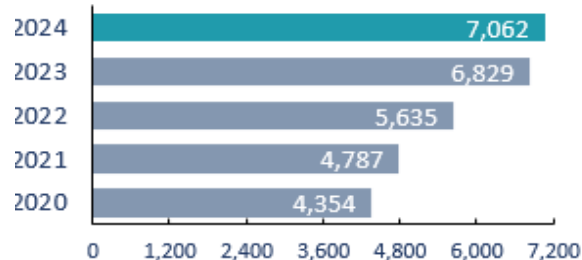
SEXUAL VIOLATIONS



ROBBERY



ASSAULTS



2024 ROBBERY FACTS

STREET ROBBERY
206 Street robberies accounted for 42% of total robberies, but recorded a 3% decline YoY.



HOME INVASION
40 Home Invasions decreased 15% in 2024, compared to 47 recorded in 2023.



CAR JACKING
81 Car jacking crimes recorded a 40% spike in 2024, compared to 58 cases found in 2023.



RETAIL ROBBERY
104 Retail Robberies decreased by 20% YoY. Jewellery retailers being the most targeted in 2024.



FINANCIAL CRIMES
14 Financial Crimes have recorded a 40% spike YoY in 2024.

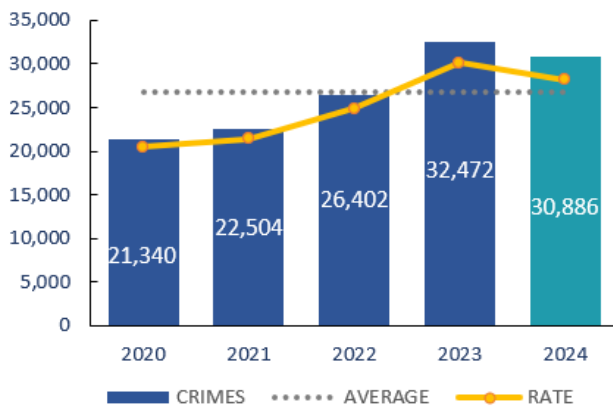


PROPERTY CRIMES

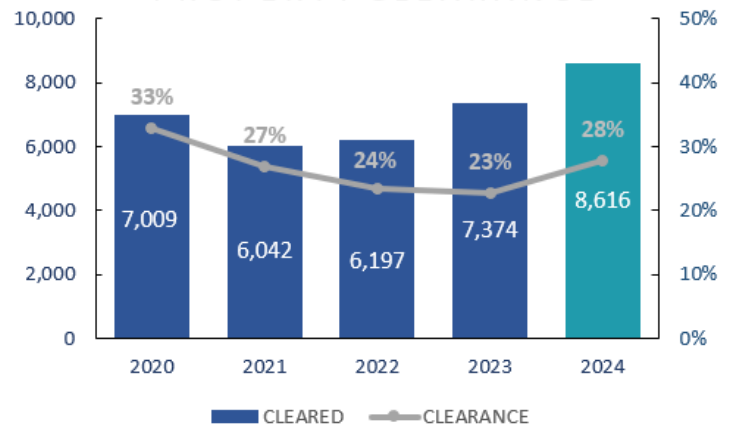
	2023	2024	5YR AVG	YoY	CRIME RATE*	CLEARANCE
ARSON	116	127	90	9%	9.9	22%
BREAK AND ENTER	2,411	2,459	1,926	2%	192.2	20%
Residential	1,536	1,521	1,178	-1%	118.9	17%
Commercial	857	927	727	8%	72.4	25%
Schools	15	7	17	-53%	0.5	29%
Firearms	3	4	4	33%	0.3	0%
THEFT	17,844	14,978	13,751	-16%	1170.6	26%
Auto	4,709	3,226	2,951	-31%	252.1	7%
Shoplifting	4,343	5,578	3,551	28%	435.9	53%
From Motor Vehicle	2,599	1,883	2,539	-28%	147.2	6%
Other	6,193	4,291	4,710	-31%	335.4	14%
TRAFFICK & POSSESS STLN GOODS	1,735	2,088	1,614	20%	163.2	93%
FRAUD	6,551	7,094	5,847	8%	554.4	10%
Identity Theft	196	234	158	19%	18.3	24%
Identity Fraud	870	922	712	6%	72.1	6%
Other	5,485	5,938	4,976	8%	464.1	10%
MISCHIEF	3,815	4,140	3,494	9%	323.6	37%
PROPERTY CRIMES TOTAL	32,472	30,886	26,721	-5%	2413.9	28%

*Crime Rate is expressed per 100,000 population using year-end population estimates supplied by York Region.

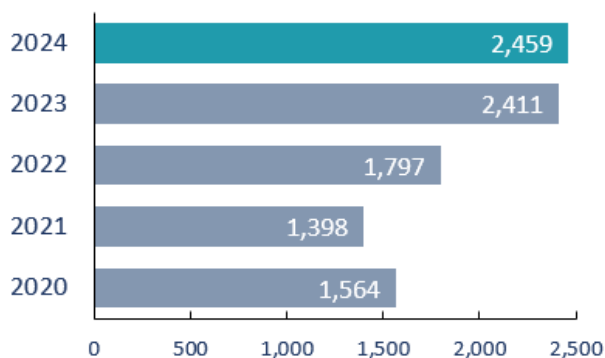
PROPERTY CRIMES



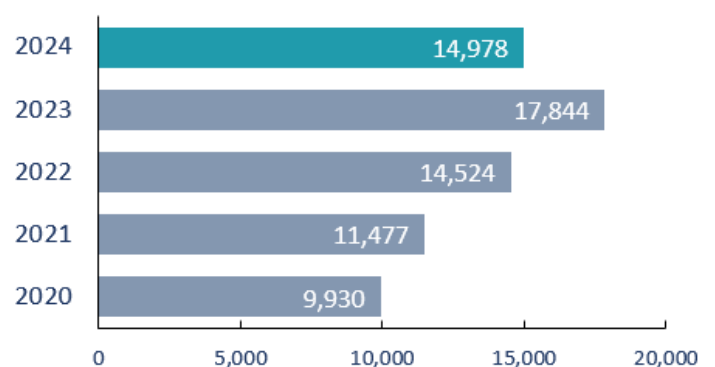
PROPERTY CLEARANCE



BREAK AND ENTER



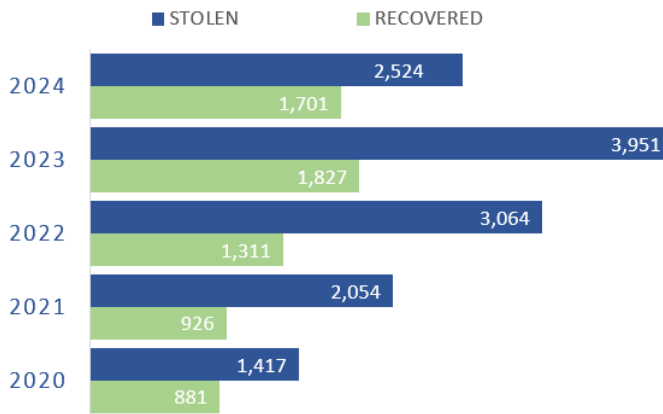
THEFT



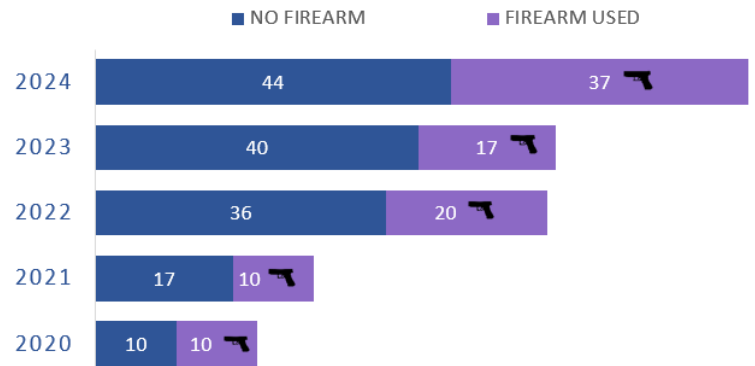
STOLEN VEHICLES

	2023	2024	YoY%	5YRS AVG	5YRS TOTAL	20/24 YoY%
VEHICLES:						
STOLEN	3,951	2,524	-36%	2,602	13,010	78%
RECOVERED	1,827	1,701	-7%	1,329	6,646	93%
INCIDENTS:						
THEFT OF MV	4,652	3,226	-31%	2919	14,593	128%
CAR JACKING:	57	81	42%	48	241	305%
NO FIREARM	40	44	10%	29	147	340%
FIREARM USED	17	37	118%	19	94	270%

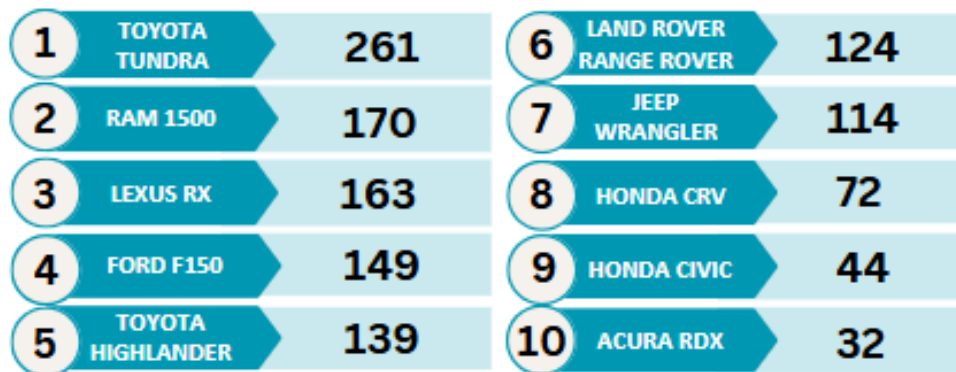
STOLEN & RECOVERED VEHICLES



CAR JACKING INCIDENTS



TOP 10 STOLEN MAKES IN 2024

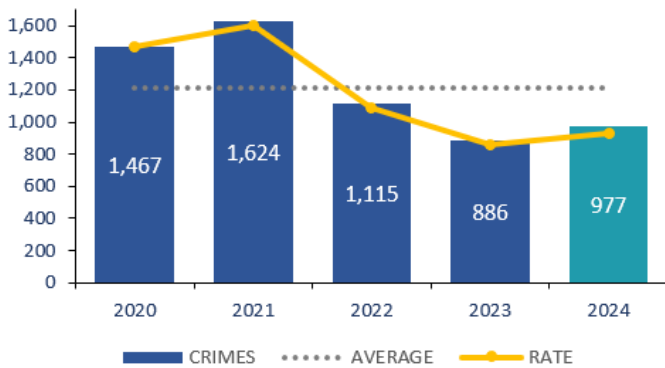


DRUG CRIMES

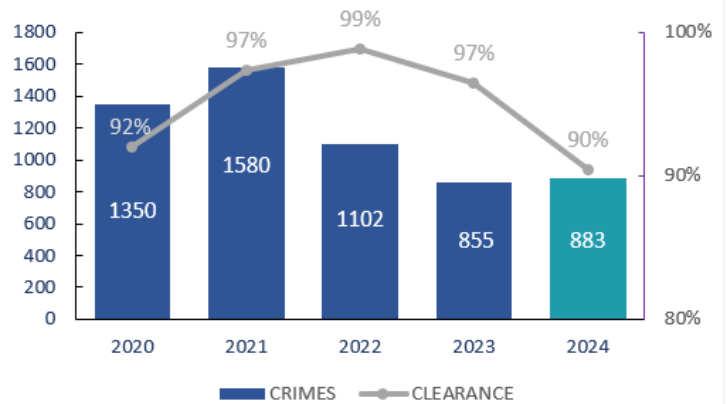
	2023	2024	5YR AVG	YoY%	RATE*	CLEARANCE
POSSESSION	470	441	616	-6%	34.5	97%
TRAFFICKING	408	518	575	27%	40.5	85%
IMPORT & EXPORTATION	4	6	4	50%	0.5	83%
PRODUCTION	0	6	13	-	0.5	50%
OTHER DRUG VIOLATIONS	4	6	6	50%	0.5	100%
DRUG CRIMES TOTAL	886	977	1,214	10%	76.4	90%

*Crime Rate is expressed per 100,000 population using year-end population estimates supplied by York Region.

DRUG CRIMES



DRUG CLEARANCE



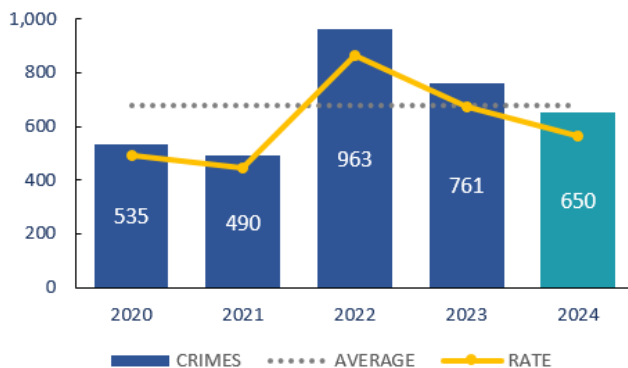
WEAPON AND OTHER CRIMES

	2023	2024	5YR AVG	YoY%	RATE*	CLEARANCE
WEAPONS CRIMES	761	650	680	-15%	50.8	75%
OTHER CRIMES**	6,019	6,734	5,420	12%	526.3	88%
FEDERAL CRIMES	43	50	60	16%	3.9	30%
WPN & OTHER TOTAL	6,823	7,434	6,160	9%	581.0	87%

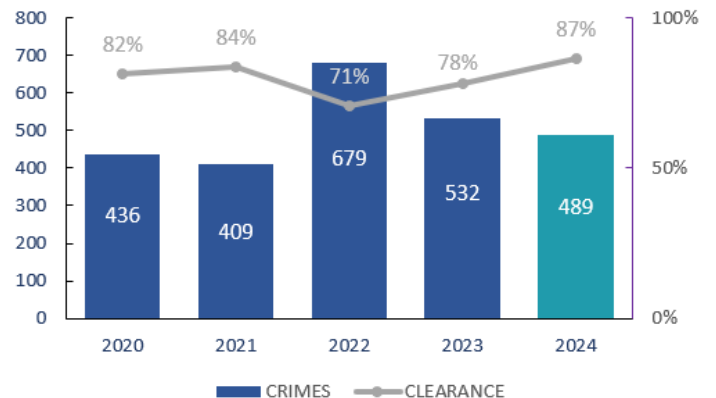
*Crime Rate is expressed per 100,000 population using year-end population estimates supplied by York Region.

**Other Crime Type includes Bail Violations, Fail To Appear, Breach of Probation, Public Moral Violations and other Criminal Code offences.

WEAPON CRIMES



WEAPON CLEARANCE

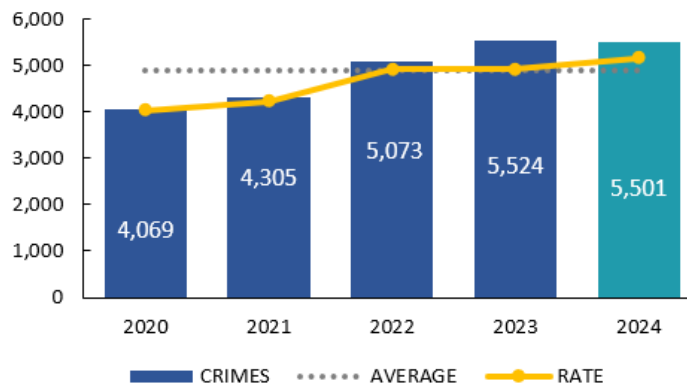


CRIMINAL TRAFFIC

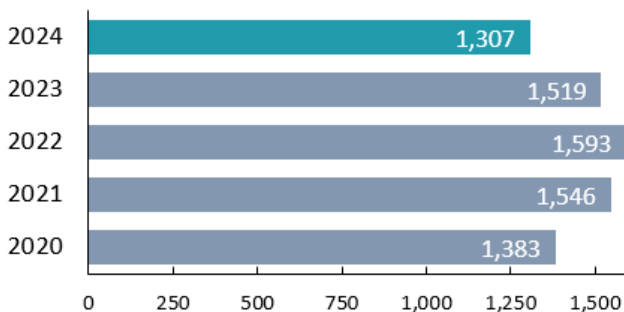
	2023	2024	5YR AVG	YoY%	RATE*	CLEARANCE
DANGEROUS OPERATION	619	569	578	-8%	44.5	69%
Dangerous Operation	365	286	329	-22%	22.4	91%
Bodily Harm	27	33	23	22%	2.6	109%
Death	3	14	6	367%	1.1	86%
Evade Police	224	236	220	5%	18.4	36%
IMPAIRED OPERATION	1,519	1,307	1,470	-14%	102.1	99%
I/O - Alcohol / Over 80 Mgs	1,138	978	1,093	-14%	76.4	99%
I/O - Drug	90	81	128	-10%	6.3	101%
I/O - Alcohol & Drug	77	77	61	0%	6.0	95%
I/O - Unspecified	0	1	2	-	0.1	-
I/O - Bodily Harm	8	9	7	13%	0.7	133%
I/O - Death	1	2	1	100%	0.2	100%
FTC with Demand	205	159	178	-22%	12.4	98%
FAIL TO REMAIN	3,114	3,407	2,613	9%	266.3	7%
DRIVE WHILE PROHIBITED	272	218	234	-20%	17.0	99%
TRAFFIC CRIMINAL TOTAL	5,524	5,501	4,894	0%	429.9	39%

*Crime Rate is expressed per 100,000 population using year-end population estimates supplied by the York Region.

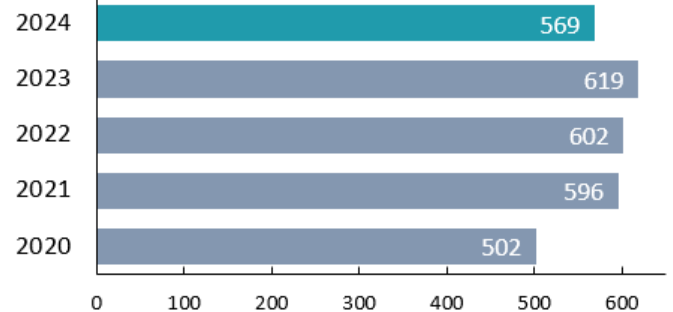
CRIMINAL TRAFFIC



IMPAIRED OPERATION



DANGEROUS OPERATION



PROVINCIAL TRAFFIC

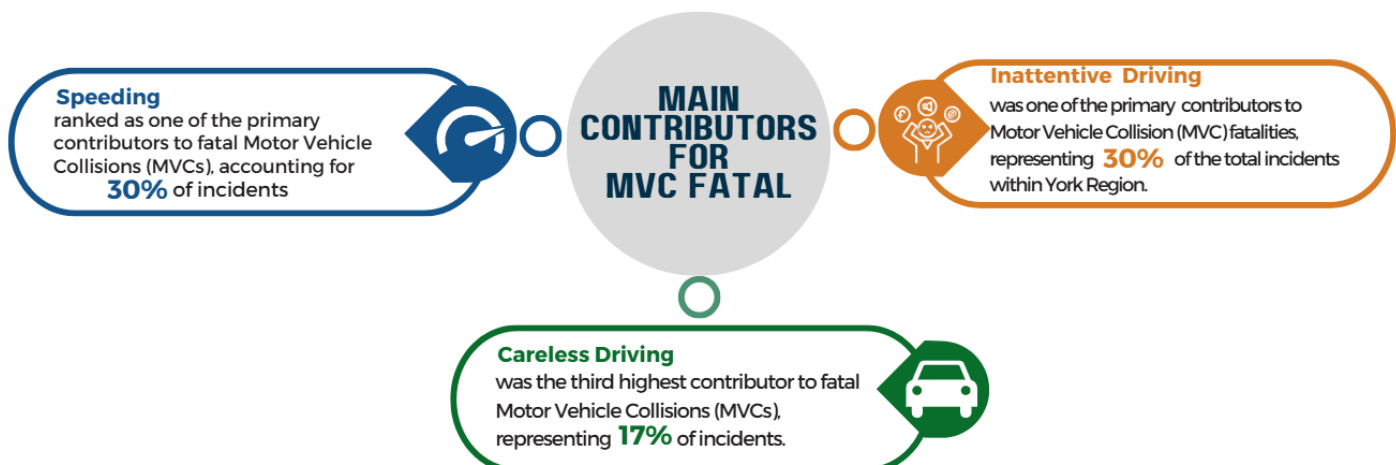
	2023	2024	5YR AVG	YoY%
SPEEDING	18,394	21,787	25,475	18%
RED LIGHT	1,012	1,202	1,236	19%
DISOBEY STOP SIGN	6,867	10,771	10,323	57%
SEATBELT RELATED	446	703	655	58%
DRIVE UNDER SUSP	4,417	3,714	3,082	-16%
CARELESS DRIVING	4,772	4,497	4,209	-6%
FAIL TO REMAIN	128	130	125	2%



MVC FATAL

	2023	2024	5YR AVG	YoY%
MVC FATAL	21	32	24	52%
PERSON KILLED:	23	33	26	43%
DRIVER	9	16	13	78%
PASSENGER	4	7	3	75%
PEDESTRIAN	9	8	8	-11%
CYCLIST	1	2	2	100%

MAIN CONTRIBUTORS FOR MVC FATAL



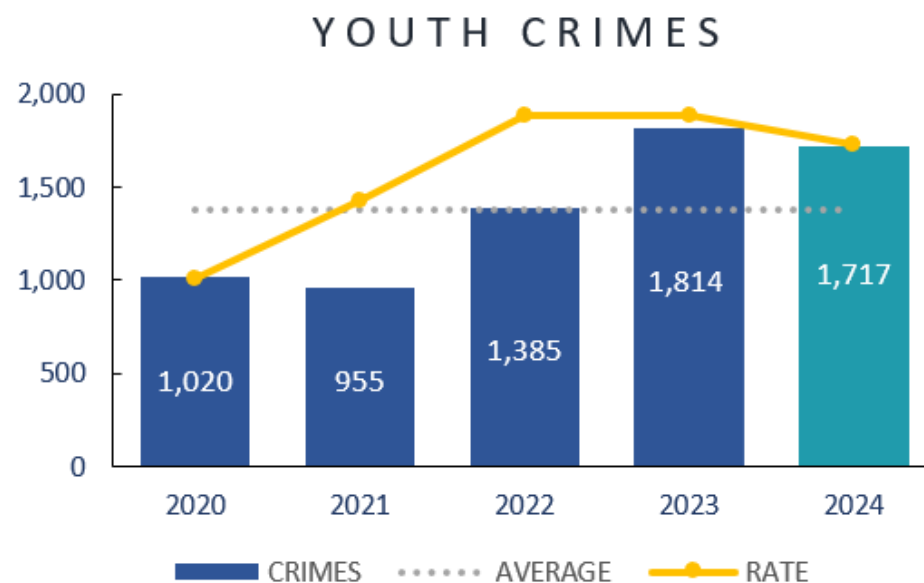
YOUTH CRIMES

	2023			2024			5YR AVG			YoY%			RATE*		
	CHG	PBOM	TOTAL	CHG	PBOM	TOTAL	CHG	PBOM	TOTAL	CHG	PBOM	TOTAL	CHG	PBOM	TOTAL
VIOLENT	353	534	887	313	501	814	254	437	692	-11%	-6%	-8%	3.15	5.05	8.20
PROPERTY	143	445	588	198	424	622	135	330	465	38%	-5%	6%	1.99	4.27	6.27
OTHER	236	103	339	213	68	281	156	65	222	-10%	-34%	-17%	2.15	0.69	2.83
YOUTH TOTAL	732	1,082	1,814	724	993	1,717	545	833	1,378	-1%	-8%	-5%	7.29	10.00	17.30

* Youth Crime Rate is expressed per 1000 population.

CHG – Charged youth includes persons aged 12-17 years inclusive. PBOM – Processed by other means.

Other Crimes include criminal, federal and criminal traffic violations.



69%
of youth offenders
are between the
age of **16-17**.


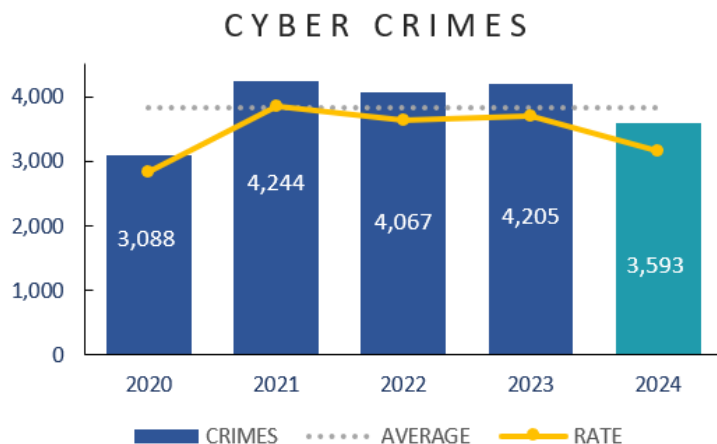
62%
of youth property
offences are related
to **THEFT**.

60%
of youth violent
offences are related
to **ASSAULT**.

CYBER CRIMES

	2023	2024	5YR AVG	YoY%	RATE*
VIOLENT	2,307	1,750	1,832	-24%	136.77
PROPERTY	1,621	1,606	1,732	-1%	125.51
OTHER	277	237	275	-14%	18.52
CYBER TOTAL	4,205	3,593	3,839	-15%	280.81

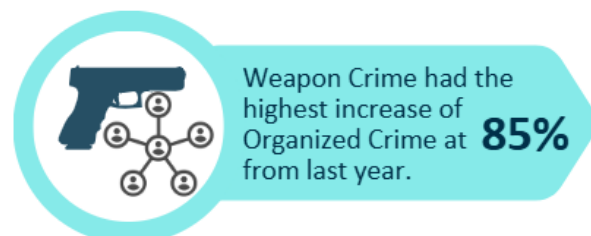
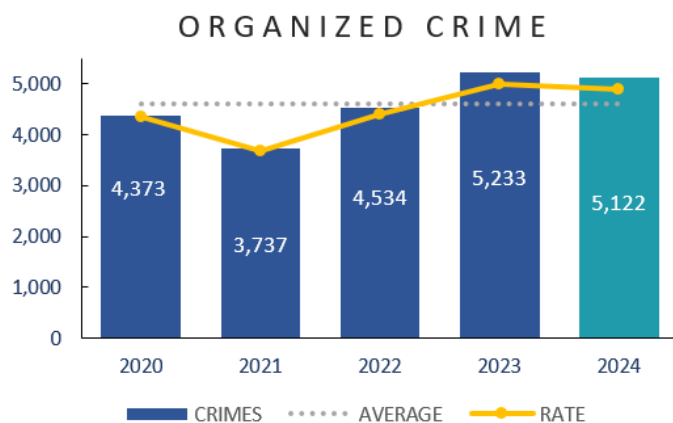
*Crime Rate is expressed per 100,000 population using year-end population estimates supplied by York Region.



ORGANIZED CRIME

	2023	2024	5YR AVG	YoY%	RATE*
VIOLENT	150	159	133	6%	12.43
PROPERTY	4,740	4,483	4,043	-5%	350.36
OTHER	343	480	424	40%	37.51
ORGANIZED TOTAL	5,233	5,122	4,600	-2%	400.30

*Crime Rate is expressed per 100,000 population using year-end population estimates supplied by York Region.

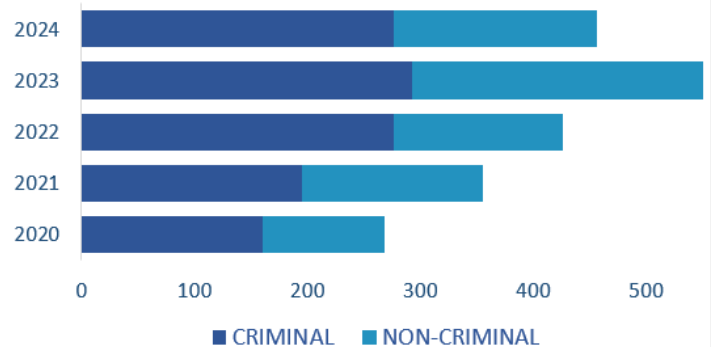


HATE CRIMES

MOST SERIOUS VIOLATION

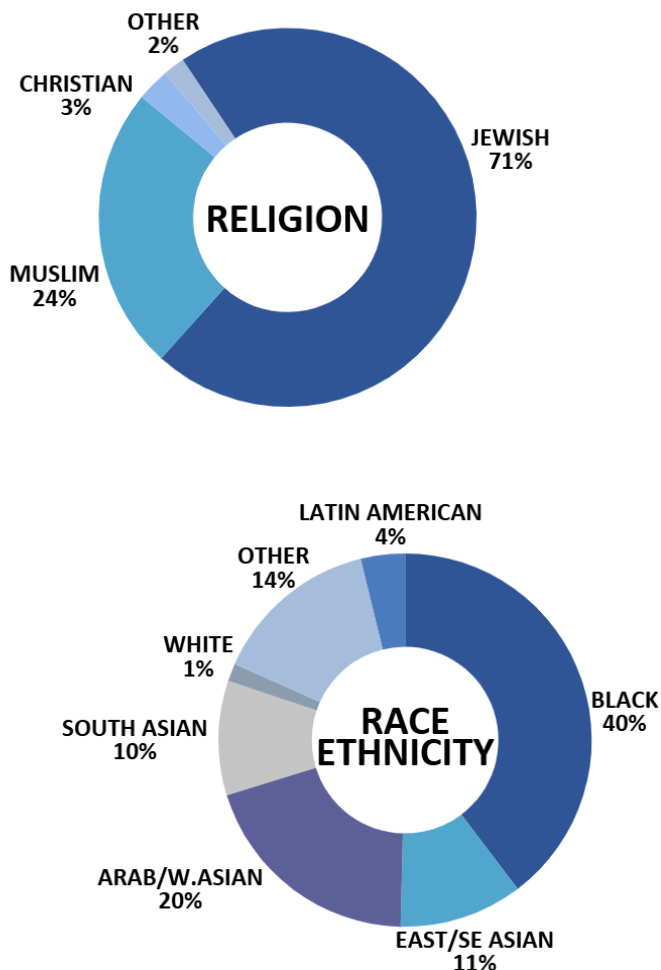
	2023	2024	YoY%
VIOLENT	147	118	-20%
Utter Threat to Persons	40	38	-5%
Level 1 - Assault	43	28	-35%
Level 2 - Weapon/BH	18	21	17%
Criminal Harassment	20	12	-40%
Harassing/Indecent Comm	20	12	-40%
Other	6	7	17%
PROPERTY	138	151	9%
Mischief Hate	75	84	12%
Mischief Property	21	30	43%
Mischief Graffiti	27	29	7%
Theft Under/Shoplifting	9	4	-56%
Other	6	4	-33%
OTHER	8	8	0%
CRIMINAL	293	277	-5%
NON-CRIMINAL	270	179	-34%
TOTAL HATE	563	456	-19%

HATE INCIDENTS



MOTIVATIONAL FACTORS

	2023	2024	YoY%
RACE/ETHNICITY (54%)	136	131	-4%
Black	59	52	-12%
Arab/West Asian	16	26	63%
Other Race/Ethnicity	18	19	6%
East & Southeast Asian	24	14	-42%
South Asian	15	13	-13%
Latin American	0	5	-
White	4	2	-50%
RELIGION (39%)	111	107	-4%
Jewish	83	76	-8%
Muslim	24	26	8%
Christian	2	3	50%
Other	2	2	0%
SEXUAL ORIENTATION (10%)	32	28	-13%
Gay	12	14	17%
LGBTQ2+	14	12	-14%
Heterosexual	0	1	-
Lesbian	4	1	-75%
Other	2	0	-100%
GENDER (1%)	5	4	-20%
Transgender	3	2	-33%
Woman	2	1	-50%
Non-Binary	0	1	-
LANGUAGE (0%)	0	1	-
IMMIGRANTS (2%)	6	5	-17%
OTHER (0%)	0	1	-
TOTAL CRIMINAL HATE	293	277	-5%



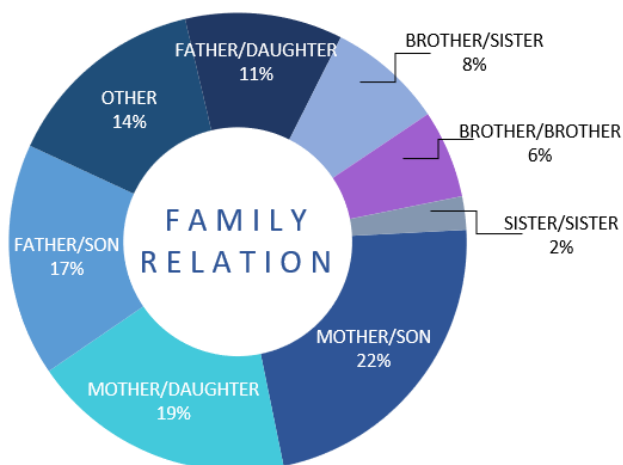
FAMILY DOMESTIC VIOLENCE

NO. OF INCIDENTS	2023	2024	YoY%
FV CRIMINAL	2,179	2,405	10%
FV NON-CRIMINAL	2,581	2,515	-3%
CHARGES LAID/WARRANT SOUGHT	332	393	18%
ACCUSED HELD FOR BAIL/SHOWCAUSE	111	114	3%
OFFENCES ALLEGED BUT CHARGES NOT LAID	1,929	2,068	7%
ACCUSED W PREVIOUS FV CHARGES	80	46	-43%
% OF ACCUSED W PRIOR CONVICTIONS	24%	12%	-51%

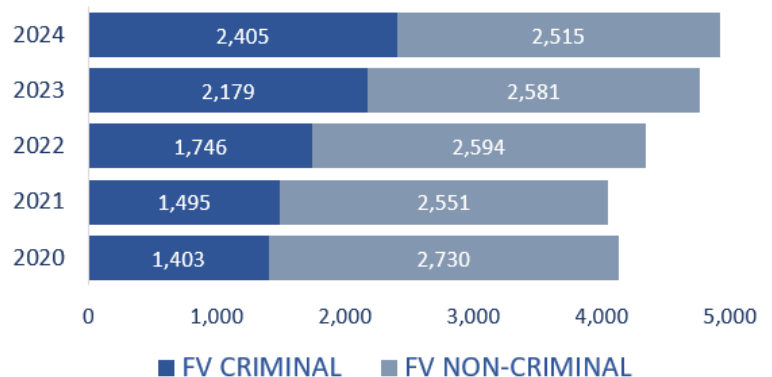
Note: Non-criminal incidents include unfounded incidents.

TYPE OF RELATIONSHIP

	2023	2024	YoY%
Mother/Son	1,068	1,113	4%
Mother/Daughter	899	918	2%
Father/Son	815	809	-1%
Other Family Relationship	709	709	0%
Father/Daughter	506	548	8%
Brother/Sister	352	401	14%
Brother/Brother	263	306	16%
Sister/Sister	148	116	-22%
FV TOTAL	4,760	4,920	3%



FAMILY VIOLENCE



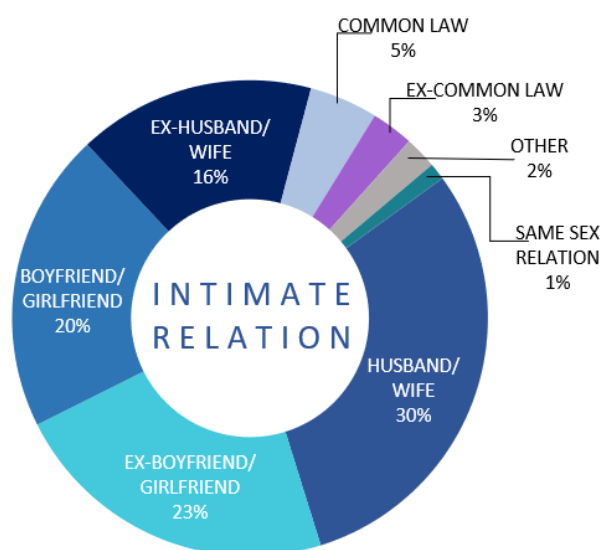
INTIMATE PARTNER VIOLENCE

NO. OF INCIDENTS	2023	2024	YoY%
IPV CRIMINAL	3,858	3,658	-5%
IPV NON-CRIMINAL	3,004	3,238	8%
CHARGES LAID/WARRANT SOUGHT	2,096	2,087	0%
ACCUSED HELD FOR BAIL/SHOWCAUSE	501	479	-4%
OFFENCES ALLEGED BUT CHARGES NOT LAID	1,712	1,763	3%
ACCUSED W PREVIOUS FV CHARGES	661	582	-12%
% OF ACCUSED W PRIOR CONVICTIONS	32%	28%	-12%

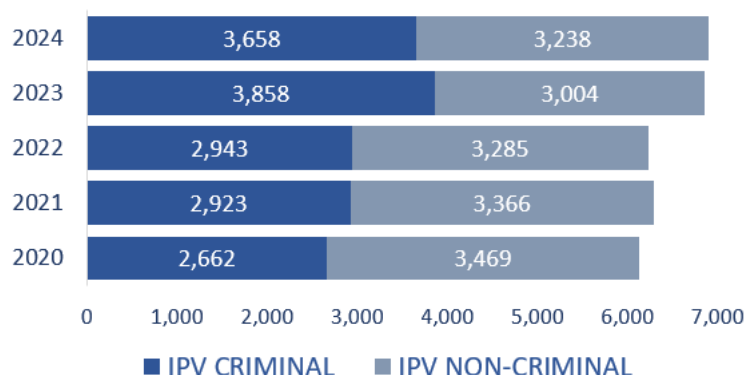
Note: Non-criminal incidents include unfounded incidents.

TYPE OF RELATIONSHIP

	2023	2024	YoY%
Husband/Wife	2,021	2,082	3%
Ex-Boyfriend/Girlfriend	1,504	1,546	3%
Boyfriend/Girlfriend	1,483	1,407	-5%
Ex-Husband/Wife	1,098	1,112	1%
Common Law	336	321	-4%
Ex-Common Law	215	198	-8%
Other Intimate Relationship	130	151	16%
Ex-Same Sex Relationship - Female	28	31	11%
Ex-Same Sex Relationship - Male	16	19	19%
Same Sex Relationship - Female	19	16	-16%
Same Sex Relationship - Male	12	13	8%
IPV TOTAL	6,862	6,896	0%



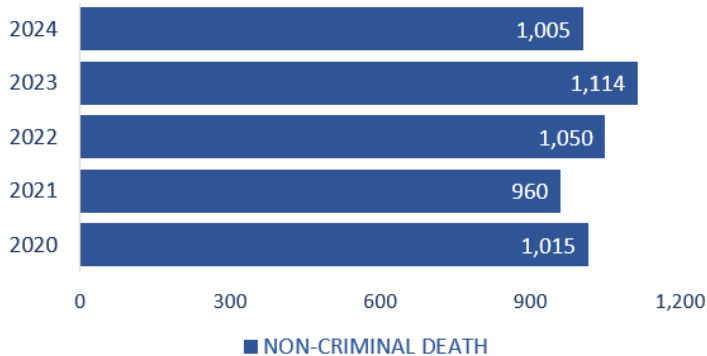
INTIMATE VIOLENCE



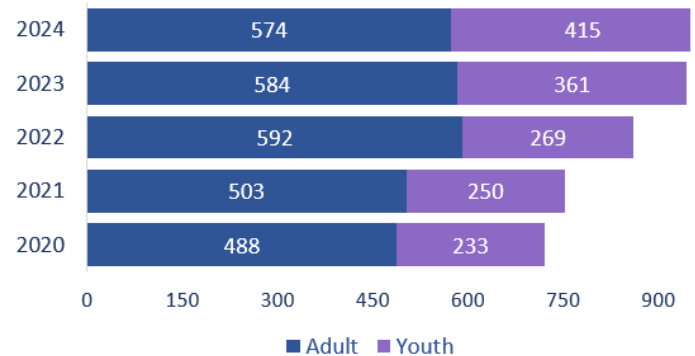
SELECTED NON-CRIMINAL STATISTICS

	2023	2024	YoY%
NON-CRIMINAL DEATH	1,114	1,005	-10%
Death - Natural	759	718	-5%
Death - Undetermined	200	169	-16%
Death - Suicide	79	80	1%
Death - Accidental	47	21	-55%
Death - Overdose	29	17	-41%
MENTALLY ILL/ SUICIDE	6,272	6,095	-3%
Person in Crisis-Apprehensions	3,241	3,060	-6%
Mentally Ill Persons	2,774	2,788	1%
Suicide Attempt	257	247	-4%
MISSING PERSONS	945	989	5%
Adult	584	574	-2%
Youth	361	415	15%

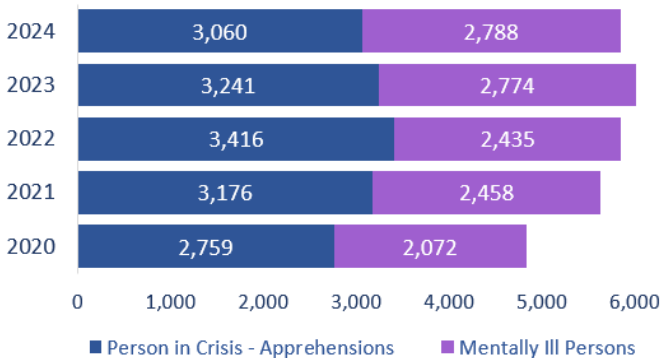
NON-CRIMINAL DEATH



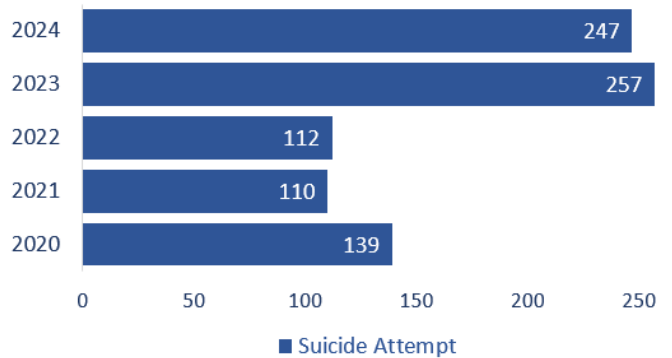
MISSING PERSONS



MENTALLY ILL



SUICIDE ATTEMPT



ORGANIZATIONAL STATISTICS

ALARM PROGRAM

	2023	2024	YoY%
ALARM CALLS RECEIVED	6,192	6,491	5%
FALSE ALARMS	2,634	2,786	6%



24% INFORMAL



FREEDOM OF INFORMATION

	2023	2024	YoY%
FORMAL REQ	2,347	2,388	2%
INFORMAL REQ	846	739	-13%
TOTAL	3,193	3,127	-2%

VICTIM SERVICES OF YORK REGION

	2023	2024	YoY%
ON-SCENE OCCURRENCES	531	533	0%
TELEPHONE CRISIS CALLS/OFFICE VISITS	16,594	17,739	7%
TOTAL CLIENTS SERVED:	15,577	19,701	26%
FEMALE	9,017	10,148	13%
MALE	2,671	3,649	37%
TRANSGENDER	14	19	36%
NONBINARY	6	2	-67%
CHILDREN (0-15 YEARS)	3,869	5,883	52%

INFORMATION MANAGEMENT

	2023	2024	YoY%
POLICE RECORD CHECKS: EMPLOYMENT	52,386	56,687	8%
POLICE RECORDS CHECK: VOLUNTEER	12,715	13,273	4%
MVC/INCIDENT SUMMARY REPORTS	2,341	2,232	-5%
WARRANTS PROCESSED	2,665	3,342	25%

CRIME STOPPERS

YEAR	TIPS RECEIVED	ARRESTS MADE	CASES CLEARED	REWARDS AUTHORIZED	WEAPONS SEIZED	DRUGS SEIZED	PROPERTY RECOVERED	ARSON LOSS \$
2023	3,153	121	76	\$23, 725	17	\$1,047,722	\$901,253	\$30, 000
2024	3, 995	103	81	\$27, 175	25	\$4,500,562	\$2,626,820	\$0

CRIME STATISTICS BY MUNICIPALITY

CRIME CATEGORY

	AUR	EGW	GEO	KIN	MAR	NEW	RIC	VAU	WHI	YORK REGION
VIOLENT	738	536	1,084	402	2,608	1,634	2,291	4,087	406	13,882
HOMICIDE & CAUSE DEATH	0	0	2	0	3	2	6	6	1	20
ATTEMPT CAPITAL CRIME	0	1	4	4	5	3	7	19	1	44
SEXUAL VIOLATIONS	82	43	99	43	231	125	178	274	38	1,131
ASSAULT	360	307	560	182	1,347	895	1,181	1,996	210	7,062
ROBBERY	17	9	18	7	148	34	84	167	7	492
HARASSMENT & THREATS	247	156	372	152	759	513	741	1,394	131	4,506
DEPRIVATION FREEDOM	7	8	9	5	43	26	26	87	7	224
OTHER	25	12	20	9	72	36	68	144	11	403
PROPERTY	1,452	871	1,159	663	7,070	2,570	5,319	10,651	698	30,886
ARSON	3	8	3	6	27	10	23	43	4	127
BREAK AND ENTER	114	61	66	86	633	237	433	749	74	2,459
THEFT	614	368	477	292	3,427	1,088	2,575	5,784	281	14,978
TRAFFICK & POSSESSION	122	84	91	35	334	209	355	740	15	2,088
FRAUD	371	174	267	118	1,856	540	1,271	2,057	203	7,094
MISCHIEF	228	176	255	126	793	486	662	1,278	121	4,140
DRUG	43	13	58	21	150	71	133	295	13	977
WEAPONS	35	19	33	17	106	65	100	225	16	650
OTHER CRIMINAL CODE	163	129	362	146	730	866	742	1,143	130	6,734
FEDERAL	2	2	26	3	1	3	5	6	0	50
TOTAL CRIMINAL	2,433	1,570	2,722	1,252	10,665	5,209	8,590	16,407	1,263	53,179
TRAFFIC	232	181	177	189	1,335	430	837	1,900	189	5,501
DANGEROUS OPERATION	32	30	21	34	128	32	80	179	19	569
IMPAIRED OPERATION	61	71	67	74	311	92	150	400	75	1,307
OTHER	139	80	89	81	896	306	607	1,321	95	3,625

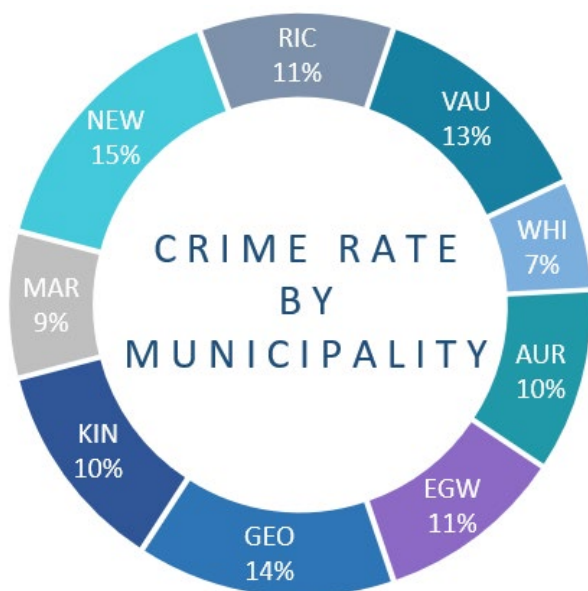
Note: Fail to Appear offences are excluded from Newmarket. Unfounded, non-criminal, provincial violations and municipal By-Law incidents are excluded from the analysis.

CRIME RATE

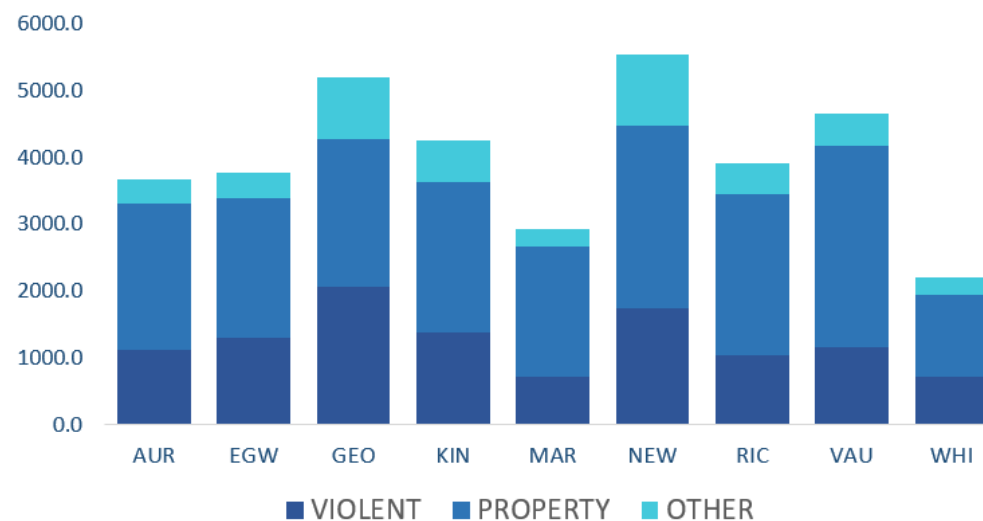
	AUR	EGW	GEO	KIN	MAR	NEW	RIC	VAU	WHI	YORK REGION
VIOLENT	1115.0	1287.0	2066.0	1367.2	714.4	1737.2	1039.6	1157.6	708.8	1084.9
PROPERTY	2193.8	2091.4	2209.0	2254.9	1936.7	2732.3	2413.7	3016.7	1218.6	2413.9
DRUG	65.0	31.2	110.5	71.4	41.1	75.5	60.4	83.6	22.7	76.4
WEAPONS	52.9	45.6	62.9	57.8	29.0	69.1	45.4	63.7	27.9	50.8
OTHER CRIMINAL CODE	246.3	309.7	689.9	496.6	200.0	920.7	336.7	323.7	227.0	526.3
FEDERAL	3.0	4.8	49.6	10.2	0.3	3.2	2.3	1.7	0.0	3.9
TOTAL CRIME RATE	3676.0	3769.8	5187.9	4258.1	2921.5	5537.9	3898.1	4646.9	2205.1	4156.1
TRAFFIC	350.5	434.6	337.3	642.8	365.7	457.2	379.8	538.1	330.0	429.9

*Crime Rate is expressed per 100,000 population using year-end population estimates supplied by York Region.

Note: Fail to Appear offences are excluded from Newmarket. Unfounded, non-criminal, provincial violations and municipal By-Law incidents are excluded from the analysis.



CRIME RATE BY CATEGORY



*Crime Rate shown on graphs excludes Traffic Violations. Other Crime category includes Drug, Weapon and Federal.

APPENDIX A: ADDITIONAL STATISTICS

DISPATCHED CALLS FOR SERVICE

INITIAL CALL TYPE	2023	%	2024	%	CHANGE	YoY %
DOMESTIC RELATED	10,083	8.6%	10,012	8.8%	-71	-0.7%
CHECK WELFARE	8,259	7.0%	9,186	8.1%	927	11.2%
MVC RELATED	8,552	7.3%	8,770	7.7%	218	2.5%
ASSIST P.O. OR OTHER AGENCY	6,183	5.3%	5,767	5.1%	-416	-6.7%
IMPAIRED	5,131	4.4%	4,888	4.3%	-243	-4.7%
MENTAL HEALTH RELATED	4,650	4.0%	4,805	4.2%	155	3.3%
THEFT RELATED	4,625	3.9%	4,489	3.9%	-136	-2.9%
SUSPICIOUS PERSON	3,777	3.2%	3,874	3.4%	97	2.6%
UNWANTED PERSON	3,559	3.0%	3,841	3.4%	282	7.9%
ASSIST AMBULANCE	3,223	2.8%	3,564	3.1%	341	10.6%
ALARM RELATED	3,343	2.9%	3,474	3.1%	131	3.9%
THEFT OF VEHICLE RELATED	4,833	4.1%	3,333	2.9%	-1,500	-31.0%
SUSPICIOUS VEHICLE	3,086	2.6%	3,129	2.8%	43	1.4%
SILENT 911	3,075	2.6%	2,921	2.6%	-154	-5.0%
DISPUTE	2,870	2.4%	2,806	2.5%	-64	-2.2%
BREAK IN RELATED	2,607	2.2%	2,665	2.3%	58	2.2%
ASSAULT RELATED	2,321	2.0%	2,331	2.1%	10	0.4%
INJURED PERSON	2,269	1.9%	2,254	2.0%	-15	-0.7%
ASSIST CITIZEN	1,938	1.7%	2,134	1.9%	196	10.1%
MISSING PERSON RELATED	1,804	1.5%	1,786	1.6%	-18	-1.0%
NOISE COMPLAINT	2,052	1.8%	1,728	1.5%	-324	-15.8%
THREATS	1,723	1.5%	1,713	1.5%	-10	-0.6%
PROPERTY DAMAGE	1,183	1.0%	1,230	1.1%	47	4.0%
FIRE	1,258	1.1%	1,196	1.1%	-62	-4.9%
HARASSMENT	1,147	1.0%	1,190	1.0%	43	3.7%
WANTED PERSON	973	0.8%	1,171	1.0%	198	20.3%
FRAUD RELATED	1,107	0.9%	1,165	1.0%	58	5.2%
DRIVING COMPLAINT / HAZARD	1,130	1.0%	1,139	1.0%	9	0.8%
SHOPLIFTING	800	0.7%	1,037	0.9%	237	29.6%
KEEP THE PEACE	1,080	0.9%	1,026	0.9%	-54	-5.0%
WEAPONS CALL	1,126	1.0%	1,009	0.9%	-117	-10.4%
UNKNOWN TROUBLE	760	0.6%	795	0.7%	35	4.6%
TRESPASSING	618	0.5%	688	0.6%	70	11.3%
SEXUAL ASSAULT / SEX OFFENCE	702	0.6%	654	0.6%	-48	-6.8%
BREACH OF CONDITIONS/ PROBATION	490	0.4%	645	0.6%	155	31.6%
PROPERTY FOUND	633	0.5%	611	0.5%	-22	-3.5%
ANIMAL COMPLAINT	543	0.5%	570	0.5%	27	5.0%
YOUTH COMPLAINT	418	0.4%	440	0.4%	22	5.3%
RECOVERED AUTO	540	0.5%	407	0.4%	-133	-24.6%

ROBBERY RELATED	343	0.3%	382	0.3%	39	11.4%
HATE/BIAS MOTIVATED	395	0.3%	346	0.3%	-49	-12.4%
ELECTRONIC CRIME	466	0.4%	329	0.3%	-137	-29.4%
TRANSLATION SERVICES	367	0.3%	307	0.3%	-60	-16.3%
COMMUNITY MOBILIZATION- ENGAGEMENT	496	0.4%	268	0.2%	-228	-46.0%
ABUSE ELDER	190	0.2%	264	0.2%	74	38.9%
DISTURBANCE	289	0.2%	260	0.2%	-29	-10.0%
VITAL SIGNS ABSENT	292	0.2%	257	0.2%	-35	-12.0%
SOUND OF GUNSHOTS	259	0.2%	235	0.2%	-24	-9.3%
INDECENT ACT	165	0.1%	203	0.2%	38	23.0%
INSECURE PREMISE	180	0.2%	193	0.2%	13	7.2%
HAZARDOUS MATERIALS	154	0.1%	180	0.2%	26	16.9%
STREET RACING EVENT	162	0.1%	176	0.2%	14	8.6%
DRUGS	178	0.2%	173	0.2%	-5	-2.8%
ABANDONED VEHICLE	199	0.2%	172	0.2%	-27	-13.6%
TRANSPORT WEAPON	211	0.2%	160	0.1%	-51	-24.2%
ACCIDENT INDUSTRIAL / FARM	103	0.1%	125	0.1%	22	21.4%
LIQUOR OFFENCE	146	0.1%	104	0.1%	-42	-28.8%
BOAT IN DISTRESS	98	0.1%	98	0.1%	0	0.0%
DEMO, STRIKES, PICKET, RIOT	60	0.1%	81	0.1%	21	35.0%
SEARCH AND RESCUE DEPLOYMENT	88	0.1%	71	0.1%	-17	-19.3%
PARKING COMPLAINT	92	0.1%	67	0.1%	-25	-27.2%
ABUSE CHILD	52	0.0%	58	0.1%	6	11.5%
PROPERTY LOST	65	0.1%	51	0.0%	-14	-21.5%
INFORMATIONAL CALL	41	0.0%	36	0.0%	-5	-12.2%
STALKING	24	0.0%	32	0.0%	8	33.3%
TRAFFIC CONTROL	34	0.0%	31	0.0%	-3	-8.8%
ESCAPE/ELOPEE	22	0.0%	26	0.0%	4	18.2%
PROWLER	27	0.0%	25	0.0%	-2	-7.4%
BY LAW	39	0.0%	24	0.0%	-15	-38.5%
PROJECT READY	29	0.0%	20	0.0%	-9	-31.0%
ADVISED 911 CALL	15	0.0%	17	0.0%	2	13.3%
KIDNAPPING	0	0.0%	12	0.0%	12	-
OVERDOSE	0	0.0%	11	0.0%	11	-
ABDUCTION	11	0.0%	7	0.0%	-4	-36.4%
ARMED BARRICADED PERSON	13	0.0%	6	0.0%	-7	-53.8%
INTELLIGENCE REPORT	2	0.0%	3	0.0%	1	50.0%
AIRCRAFT	3	0.0%	0	0.0%	-3	-100.0%
TOTAL CALL TYPE	117,154		113,700		-3,454	-2.9%

1 The sum of the calls may not equal to the total as a few categories of call types are excluded such as ARU related, breath test, commercial landline-security to check, Community Resource Centre (CRC) related and prisoner meal.

2 Not all calls result in a report.

APPENDIX B: GLOSSARY OF TERMS

Actual totals include only those incidents for which an occurrence report was made and have been substantiated through police investigation. Unfounded incidents are not included.

Calls to 9-1-1 Communications Centre include all telephone calls, 911 emergency and non-emergency, made by members of the public.

Calls for Service are incidents requiring the assistance of police, fire or ambulance. Calls for service statistics indicate the level of police activity in a defined area during a specific time period.

Call Response Time is the time required for an officer from the queued time by a call dispatcher to officer at the scene time. Response time is presented in minutes.

Charged/Suspect-Chargeable (CSC) is an individual identified by law enforcement as an accused, or for whom sufficient evidence exists to either lay a charge or recommend that the Crown lay a charge, in connection with an incident.

Citizen Generated Calls for Service occur when a citizen requests or requires a police response of any kind. Requests are received by, but not limited to, 911 telephone calls, non-emergency telephone calls, walk-in requests, online reports, or requests via other agencies.

Clearance Rates are calculated by the number of violations cleared by charge or otherwise (persons processed by other means) divided by the number of violations. These violations may not necessarily have occurred during the reporting period but sometime prior.

Complainant is the target of a non-violent incident. The complainant can be a person or a company depending on the type of crime.

Crime Rate is the sum of all criminal code incidents reported to police divided by the population. The rate excludes traffic violations. It is expressed as a rate per 100,000 population using year-end population estimates supplied by the York Region Planning Department. The rate for youth crime is based on per 1,000 youth population.

Dispatched Calls are all 911 and non-emergency telephone calls for police assistance as well as all requests for service received by Communications.

Fatal Motor Vehicle Collision Contributing Factors are based on the Major Collision Investigation Unit's interpretation of each collision. Distracted driving is counted if there is some physical or witnessed evidence to suggest the collision was linked to distraction. Inattentive driving is based on witness or physical evidence that would cause belief that the responsible driver was inattentive and there is no other explanation for the collision. All other categories are self-explanatory.

Founded refers to incidents where, after police investigation, it has been determined that the reported offence did occur or was attempted (even if the accused/CSC/suspect is unknown) or there is no credible evidence to confirm that the reported incident did not take place. This includes third-party reports.

Hate Crime means a criminal offence committed against a person or property, which is motivated by the offender's bias, prejudice, or hate based on victim's race, national or ethnic origin, language, colour, religion, sex, age, mental or physical disability, sexual orientation, or any other similar factor.

Homicide – A person commits a homicide when, directly or indirectly, by any means, he causes the death of a human being.

Incident or criminal incident is the set of connected events that usually constitute in a police occurrence report. An incident may involve several victims, several CSCs, and multiple violations of the law. An incident report in the record management system can contain up to four different violations. Where there are multiple victims within a single criminal event, a separate aggregate incident is counted for each victim.

Mental Health Apprehension is an action by a police officer in Ontario, according to the *Mental Health Act*, to apprehend individuals if the officer has reasonable grounds to believe that the person is acting in a disorderly manner and is a threat or at risk of causing harm to himself or others. The police officer would take the person in custody and transport them to an emergency unit at a hospital for examination by a doctor and/or other health professionals.

Most Serious Violation is an offence or violations of law that occurred in a criminal incident reported to police. The most serious violation is determined by the greatest maximum penalty for the violation of the law. If violations have the same maximum penalty, it is at the department's discretion which is the most serious.

Non-Criminal Deaths include natural deaths, death by suicide, non-traffic accidental deaths and undetermined deaths. The last three categories constitute non-natural deaths.

Offence refers to violations of the law committed during a criminal event and have been reported to police.

Online Reporting is a provision of reporting a crime by a victim or by a complainant using a computer or a similar electronic device without calling police or going to a police station. York Regional Police encourages people to report certain crimes online including Damage/Mischief to a Vehicle, Damage/Mischief to Property, Theft of Gas, Identity Theft/Fraud, Theft Under \$10,000, Theft from a Motor Vehicle and Theft from a LCBO store.

An incident cannot be reported online if: it occurred outside of York Region or involved threats or violence, it is a Hate Crime, it is a domestic violence incident, the suspect is known, evidence is left behind, or the victim wishes to remain anonymous/seeks confidential status.

Race/Ethnicity is a categorization of humans based on shared physical, behavioral and cultural attributes or qualities in to groups generally viewed as distinct within a given society.

Robbery - Every one commits a robbery who steals, and for the purpose of extorting whatever is stolen or to prevent or overcome resistance to the stealing, uses violence or threats of violence to a person or property.

Robbery - ATM includes robberies at ATM machines within financial institutions or at stand-alone locations where the victim is approached and forced to withdraw money or is robbed as they are leaving the machine.

Robbery - Car Jacking motor vehicle theft when violence used, threatened or attempted.

Robbery - Deposit includes robberies where a business deposit is stolen from a person using force.

Robbery - Financial includes robberies occurring at banks, credit unions, or involving armoured cars.

Robbery - Home Invasion is a break and enter of a dwelling house where people are present, with violence or the threat of violence.

Robbery - Retail include robberies occurring at retail or commercial premises including convenience stores, restaurants/fast food establishments, massage parlours, gas stations, and donut/coffee shops.

Robbery - Street include muggings, intimidation style robberies, and all other robberies by force or threat of force that occurs in a public place.

Robbery - Other include robberies that do not meet the criteria for any of the specified categories: ATM, Carjacking, Financial, Home Invasion, Retail and Street. Examples include hotel robberies, robberies by uninvited guests at house parties, and break and enter occurrences that result in a robbery occurring.

Unfounded incidents are those where it has been determined through police investigation that the offence reported did not occur, nor it was attempted. Effective from January 1, 2018.

The prior definition of unfounded was 'an incident is unfounded if it has been determined through police investigation that no violations of law took place at that time or location'. Effective up to December 31, 2017.

Uniform Crime Reporting (UCR) Survey was established in 1962 by the Canadian Centre Justice and Community Safety Statistics (CCJCSS) of Statistics Canada with the cooperation and assistance of the Canadian Association of Chiefs of Police (CACP) to measure crimes in Canadian society. The CCJCSS collects, analyzes and publishes crime incidents data reported to police service agencies across Canada annually. The survey is a census of all criminal incidents reported to police and no sampling is done. Police services in Canada are mandated by law to capture all necessary information for the crime incidents according to UCR survey methodology. The UCR survey collects information only on those crimes that come to the attention of police. Therefore, data does not include counts of crime that are never detected or brought to the attention of police.

The UCR survey program was originally developed in the United States during 1920 by the International Association of Chief of Police (IACP) to gather official crime statistics nationwide. In the USA, the FBI collects, analyzes and publishes the data from police services.

Violation refers to a contravention of the *Criminal Code*, *Federal*, or *Provincial Statutes*.

Violent Offences involve use or threat of violence against a person, including Homicide, Attempt Homicide, Sexual Violations, Assaults, violations resulting in the Deprivation of Freedom, Robbery and other violations involving violence or threats of violence and offences in relation to Sexual services. In short, all 1000 series offences of the *Criminal Code* constitute violent crimes.

Victim is a person who is the target of a violent or aggressive action or threat.

Young Person or Youth refers to a person aged 12 - 17 years inclusive (*Youth Criminal Justice Act*).

Youth Crime Rate refers to the number of youths formally charged plus processed by other means for committing a criminal or federal offence per 1,000 youth population. Youth population (12-17 inclusive) estimates used are supplied by the York Region Long Range Planning Department.

APPENDIX C: TYPE OF VIOLATIONS

Assault a person commits an Assault when (a) without the consent of another person, applies force intentionally to that other person, directly or indirectly; (b) he attempts or threatens, by an act or a gesture, to apply force to another person, if he has, or causes that other person to believe on reasonable grounds that he has, present ability to affect his purpose; or (c) while openly wearing or carrying a weapon or an imitation thereof, he accosts or impedes another person or begs.

Attempt Capital Crime includes Attempted Murder and Conspiracy to Commit Murder.

Cyber Crime encompasses any criminal act as outlined in Canada's *Criminal Code* where Information and Communication Technology (ICT) is the target of the offence, or whereby ICT is integral and vital in the commission of the offence. Texting, messages on Facebook, Twitter and other such media are considered as cybercrime activity if a criminal offence is involved.

Crimes Against Persons are crimes involving aggressive action (with the intent to do harm) or threat of such action by one person against another. These include Violations causing Death, Attempted Murder, Sexual Violations, Offences of Sexual Services, Assault, Robbery and other Violent violations, and Deprivation of Freedom.

Crimes Against Property or property crimes involve unlawful acts with respect to property or to gain property, but do not involve the use or threat of violence against an individual. These include Arson, Break and Enter, Theft, Shoplifting, Trafficking of Stolen Goods, Fraud, and Mischief.

Criminal Harassment is an offence when a person, without lawful authority and knowing that another person is harassed or recklessly as to whether the other person is harassed, engage in conduct that causes that other person reasonably, in all the circumstances, to fear for their safety or the safety of anyone known to them. The prohibited conduct includes; (a) repeatedly following from place to place the other person or anyone known to them, (b) repeatedly communicating with, either directly or indirectly, the other person or anyone known to them; (c) besetting or watching the dwelling-house, or place where the other person, or anyone known to them, resides, works, carries on business or happens to be; or (d) engaging in threatening conduct directed at the other person or any member of their family.

Dangerous Operation and/or Driving is an offence for anyone who operates a conveyance in a manner that, having regard to all of the circumstances, is dangerous to the public.

Deprivation of Freedom violations include Kidnapping, Forcible Confinement, Hostage Taking, Trafficking in Persons and Abduction offences.

Domestic Violence or Intimate Partner Violence (IPV) or spousal violence is a prevalent form of gender-based violence of aggression or abuse that occurs in a romantic relationship. Intimate partner refers to both current and former spouses, common-law partners and dating partners.

Drug Violations include violations under the *Controlled Drugs and Substances Act* and the *Food and Drug Act*. These violations are comprised of Possession, Trafficking, and Importation/Exportation or Production of various Illicit Controlled Drugs and Substances.

Family Violence is an offence of any form of abuse, mistreatment or neglect that a child or adult experiences from a family member. It is a systemic pattern of abusive behaviors towards a member of a family where the purpose is to gain power, control and induce fear.

Federal Statutes violations include violations under all other federal statutes. They include *the Bankruptcy Act, Income Tax Act, Canada Shipping Act, Canada Health Act, Customs Act, Competition Act, Excise Act, Immigration/Refugee Protection Act, Firearms Act, National Defense Act, Young Offenders Act, Youth Criminal Justice Act*, and Other Federal Statutes.

Harassing Communications is an offence for anyone who, without lawful excuse and with intent to harass a person, repeatedly communicates, or causes repeated communications to be made, with them by a means of telecommunication.

Hate Crime (Hate Propaganda) is identified as advocating or promoting genocide against an identifiable group, distinguished by colour, race, religion, national or ethnic origin, age, sex, sexual orientation, gender identity or expression, or mental or physical disability. Under S. 319, this includes everyone who, by communicating statements in any public place, incited hatred against any identifiable group where such incitement is likely to lead to a breach of the peace.

Homicide is a crime when a person directly or indirectly, by any means, causes death to a human being. Homicide is classified into two categories: culpable and not culpable. Culpable Homicide includes First and Second-Degree Murders, Manslaughter and Infanticide. Non-culpable Homicides include deaths caused by Criminal Negligence, Suicide and Accidental Deaths or justifiable Homicide (example: self-defense). Non-culpable Homicides are not included in this definition of Homicides.

Impaired Operation/Driving is when anyone who commits an offence who; (a) operates a conveyance while the person's ability to operate it is impaired to any degree by alcohol or a drug or by a combination of alcohol and a drug; (b) subject to subsection (5), has, within two hours after ceasing to operate a conveyance, a blood alcohol concentration that is equal to or exceeds 80mg of alcohol in 100mL of blood; (c) subject to subsection (6), has, within two hours after ceasing to operate a conveyance, a blood drug concentration that is equal to or exceeds the blood drug concentration for the drug that is prescribed by regulation; or (d) subject to subsection (7), has, within two hours after ceasing to operate a conveyance, a blood alcohol concentration and a blood alcohol concentration and the blood drug concentration for the drug are prescribed by regulation for instances where alcohol and that drug are combined.

Level of Violation refers to the seriousness of the crime. An incident can contain one to four violation codes. The most serious violation, as determined by the maximum penalty, is referred to as Most Serious Violation (MSV) within an incident. The MSV must always be the first violation code listed on the record, then follow by the next most serious violation.

Mischief is a criminal offence consisting of anyone who willfully; (a) destroys or damages property; (b) renders property dangerous, useless, inoperative or ineffective; (c) obstructs, interrupts or interferes with the lawful use, enjoyment or operation of property; or (d) obstructs, interrupts or interferes with any person in the lawful use, enjoyment or operation of property.

Criminal Organization ("Organized Crime") consists of a static or fluid group of 3 or more individuals who communicate, cooperate, and conspire within an ongoing collective or network, and has as one of its main purposes or activities the facilitation or commission of offences undertaken or planned to generate material benefits or financial gain.

Other Criminal Code violations include the remaining non-traffic *Criminal Code* violations that are classified as neither violent nor property violations. These violations are divided into two groups:

Group A: includes Bail Violations, Counterfeiting Currency, Disturb the Peace, Escape Custody, Indecent Act, Child Pornography, Public Morals, Obstruct Peace/Public Officer, Prisoner Unlawfully at Large, Trespass at Night, Fail to Appear, Breach of Probation, Utter Threats to Property-Animal, Advocating Genocides, and Public Incitement of Hatred.

Group B: includes Unauthorized Recording of a Movie, Offences Against Public Order, Offences Relating to Terrorist Activity, Offences against Administration of Law and Justice, Invasion of Privacy, Offences Against the Person and Reputation, Offences Against the Rights or Property, Fraudulent Transactions/Contracts and Trade, Intimidation of Justice System Participant, Willful/Forbidden Acts/Respect of Certain Property, Offences related to Currency, Proceeds of Crime, Attempts/Conspiracies/Accessories, Offences relating to Criminal Organization, and all other *Criminal Code* violations.

Public Mischief is everyone who, with intent to mislead, causes a peace officer to enter on or continue an investigation by (a) making a false statement that accuses some other person of having committed an offence; (b) doing anything intended to cause some other person to be suspected of having committed an offence that the other person has not committed, or to divert suspicion from himself; (c) reporting that an offence has been committed when it has not been committed; or (d) reporting or in any other way making it known or causing it to be made known that he or some other person has died when he or that other person has not died.

Robbery and Extortion is everyone who (a) steals, and for the purpose of extorting whatever is stolen or to prevent or overcome resistance to the stealing, uses violence or threats of violence to a person or property; (b) steals from any person and, at the time he steals of immediately before or immediately thereafter, wounds, beats, strikes, or uses any personal violence to that person; (c) assaults any person with intent to steal from him; or (d) steals from any person while armed with an offensive weapon or imitation thereof.

Sexual Assault is classified by level in the *Criminal Code* into three separate categories depending on the nature and severity of the incident, including level 1, Assault of a sexual nature that violates the sexual integrity of the victim; level 2, Assault with a weapon or causing bodily harm that involves Sexual Assault with a weapon, and level 3, Aggravated Sexual Assault that wounds, maims, disfigures or endangers the life of the victim.

Sexual Interference includes every person who, for a sexual purpose, touches, directly or indirectly, with a part of the body or with an object, any part of the body of a person under the age of 16 years.

Sexual Services is a punishable offence for anyone who, in any place, obtains for consideration, or communicates with anyone for the purpose of obtaining for consideration, the sexual services of a person (S. 286.1). For the purpose of offering or providing sexual services for consideration – in a public place, or in any place open to public view, that is or is next to a school ground, playground or daycare center (S. 213).

Sexual Violations include Aggravated Sexual Assault, Sexual Assault with a weapon or cause bodily harm, and level 1 Sexual Assault. This category also includes Sexual Violations that specifically apply to children such as invitation to Sexual Touching, Sexual Exploitation, Incest, Corrupting Morals of a Child, making Sexually Explicit materials available to children, Voyeurism, Bestiality, Luring Child via Computer, Householder Permit Sexual Activity, and Distribution of Intimate Images.

Traffic Violations include all traffic violations under the *Criminal Code*. These include Dangerous Operation, Evade Police, Impaired related Violations (alcohol and drug), Street Racing, and other Criminal Traffic Violations including Fail to Stop or Remain and Drive while Prohibited.

Violent Offences involve the use or threat of violence against a person including Homicide, Attempted Murder, Assault, Sexual Assault and Robbery. 1000-series violations are violent violations or crime against persons. Violent crimes are counted at the victim level using the most serious violation against each victim in an incident.

Violations Causing Death include First Degree Murder, Second Degree Murder, Manslaughter, Infanticide, Criminal Negligence of Cause Death, and other related offences causing death.

Weapons Violations include violations under the *Criminal Code*, which involve any thing used, designed to be used or intended for use in causing Death or Injury to any person or used for the purpose of threatening or intimidating any person. These include Possession, Use, Trafficking, Pointing, Unauthorized Import/Export, Firearms Documentation and Administration, and Unsafe Storage.

APPENDIX D: CHANGES IN UCR SURVEY REPORTING METHODOLOGY (2009-2024)

Changes are made to Uniform Crime Reporting (UCR) survey methodology by the Canadian Centre for Justice and Community Safety Statistics (CCJCSS) of Statistics Canada. These changes are initiated by the Government of Canada in the form of a new bill or law, or by CCJCSS as a result of feedback, requests from police services or recommendations from the Police Information and Statistics (POLIS) Committee of the Association of Chiefs of Police (ACAP). This section also includes policy and operational changes made by York Regional Police that might affect crime statistics presented for the Region. The following sections outline what changes were made to the UCR survey methodology during the last five-year period, 2019-2024.

EFFECTIVE DATE	UNIFORM CRIME REPORTING (UCR) AMENDMENTS
June 2019	In response to Bill C-75 , “An Act to amend the Criminal Code, the Youth Criminal Justice Act and Other Acts to make consequential amendments to other Acts”, CCJCSS made changes to the UCR survey methodology by expiring two offences (<i>‘Anal Intercourse’</i> and <i>‘Common Bawdy House’</i>). CCJCSS also increased the maximum penalties for the following nine existing offences: <i>‘Communicating to Provide Sexual Services for Consideration’</i> , <i>‘Stopping or Impeding Traffic for the Purpose of Offering - Providing or Obtaining Sexual Services for Consideration’</i> , <i>‘Betting House’</i> , <i>‘Gaming House’</i> , <i>‘Disturb the Peace’</i> , <i>‘Indecent Acts’</i> , <i>‘Trespass at Night’</i> , <i>‘All Other Criminal Code (includes Part XII.1 CC)’</i> and <i>‘Operation-Low Blood Drug Concentration’</i> .
November 2019	CCJCSS introduced the new violation of <i>‘Sexual Offence occurring prior to January 4, 1983’</i> to the UCR survey for the purpose of capturing historical sexual offences.
March 2020	The Province of Ontario made the following declaration under the <i>Emergency Management and Civil Protection Act (EMCPA)</i> : “The Chief Justice of the Ontario Court of Justice has ordered the following set fines for individuals: <i>‘Fail to comply with an order made during a declared emergency’</i> , <i>‘Obstruct any person exercising a power in accordance with an order made during a declared emergency’</i> and <i>‘Obstruct any person performing a duty in accordance with an order made during a declared emergency’</i> ”.
April 2020	In response to the Federal Government amendments to the <i>Contraventions Regulations (Quarantine Act)</i> new offence codes were introduced for federal violations of the <i>Quarantine Act</i> .
April 2020	The City of Vaughan introduced a By-Law to regulate activities deemed to have a potentially adverse impact on the health and well-being of the public during the COVID-19 Emergency. The By-Law was in line with the Declaration of Emergency by the Province of Ontario.
July 2020	CCJCSS introduced changes to selected prostitution violation labels used for collection and publication within the Uniform Crime Reporting Survey. The new labels were endorsed by the Police Information and Statistics (POLIS) Committee in September 2019. These new labels included: <i>‘Total Offences in Relation to Sexual Services’</i> , <i>‘Public Communication to Sell Sexual Services’</i> and <i>‘Offences Related to Impeding Traffic to Buy or Sell Sexual Services’</i> .
October 2021	New variables relating to Firearms, Hate Crime and Cybercrime as well as new options for existing Hate Crime variables were incorporated into the UCR Survey by CCJCSS. Four new variables relating to Firearms Recovery, Firearms Seized, Firearms Stolen and Firearms Discharged were added. In addition, one new variable on Cybercrime Classification, and two new variables on a second Hate Crime Type and a second Hate Crime Motivation were added. This change also

	included new coding categories for Hate Crime Type and Hate Crime Motivation. These changes were implemented by York Regional Police.
February 2022	The invocation of the <i>Federal Emergencies Act</i> and the need for relevant information surrounding the impact of the 2022 convoy protests across the country resulted in the introduction of a new violation code: '6750 – Emergencies Act'. Prior to the introduction of this code, violations against the <i>Emergencies Act</i> were captured under the UCR violation code '6900 - Other Federal Statutes'. The UCR code 6900 remains a valid violation in order to capture remaining Federal violations.
February 2022	CCJCSS introduced four new categories of stolen property to the UCR Survey. These changes were in response to suggestions and commentary from police services and data users. The new categories added to the stolen property field were: 'DA-Drugs and Alcohol', 'ED-Electric Transport Device', 'EM-Electric Mobility Device' and 'VB-Motorized Boat, Vessel or Other Watercraft'. The UCR Survey change notification also modified the definitions of three existing stolen property categories which include: 'BT-Non-Motorized Boat, Vessel or Other Watercraft', 'CG-Other Consumable Goods' and 'VM-Other Motorcycles and Mopeds.
March 2022	<p>In response to Bill C-3, '<i>An Act to amend the Criminal Code and the Canada Labour Code</i>', CCJCSS introduced four new offences: '<i>Intimidation of a person to impede them from obtaining health services</i>', '<i>Intimidation of a health professional to impede their duties</i>', '<i>Intimidation of a person assisting in the performance of the health services to impede in those functions</i>' and '<i>Obstruction or Interference with access to health services</i>'.</p> <p>In response to Bill C-4, '<i>An Act to amend the Criminal Code (Conversion Therapy)</i>', CCJCS created three new offences: '<i>Causing or Providing Conversion Therapy</i>', '<i>Material Benefit from Conversion Therapy</i>' and '<i>Promoting or Advertising Conversion Therapy</i>'.</p>
April 2022	In response to Bill C-4 ' <i>An Act to implement the Agreement between Canada, the United States of America and the United Mexican States</i> ', CCJCSS made adjustments to the UCR Survey on March 13, 2020. New <i>Criminal Code</i> Section 391 'Trade Secret' was mapped to the existing UCR code '2160 - Fraud'.
May 2022	CCJCSS updated scoring rules surrounding the location and occupancy variables within the UCR survey. The UCR Survey no longer considered location code '30 - Halfway House/Young Offender Group Home' a residential location within the survey given that the nature of this location is not a permanent residence but rather a temporary place of shelter. As a result, the occupancy field was no longer required to be completed and '9 - Not Applicable' was to be entered in this field for incidents with location code '30 - Halfway House/Young Offender Group Home'. The occupancy variable provides more detail regarding who co-habits the location, which is used to look at violence within residences. Due to the nature of halfway homes/young offender group homes, the violence that occurs at these locations is not tied to the same risk factors as that which occurs within a private residence.
August 2022	CCJCSS made additional changes to previously introduced stolen property categories of 'ED - Electric Transport Device', 'EM - Electric Mobility Device' and 'DA -Drugs and Alcohol' after discussions with Justice Canada regarding the legislation surrounding motor vehicles. As such, the UCR Survey now allows stolen property codes 'ED - Electric Transport Device' and 'EM - Electric Mobility Device' to be reported as either motor vehicles or non-motor vehicles whereas before, they were not considered motor vehicles. In addition, stolen property code 'DA -Drugs and Alcohol' has been changed to 'DA - Legal Drugs and Alcohol' while 'NA - Narcotics and Precursors' has been changed to 'NA - Illegal Drugs, Controlled Drugs and Precursors' in order to separate the type of drugs by legislation and legality.

August 2022	CCJCSS expanded the UCR violation code '3810 – Wilful/Forbidden Acts in Respect to Property' due to an increased need for data related to animal cruelty. As a result, violation code '3810 - 'Wilful and Forbidden Acts in Respect of Certain Property (Part XI CC)' was expired by CCJCS and six new violations were added to the UCR Survey. These included: '3811- Other Interference with Property', '3812 -Injuring or Endangering Animals', '3813 - Killing or injuring Law Enforcement or Military Animals', '3814 - Causing unnecessary suffering to Animals', '3815 - Causing damage or injury due to a failure to exercise reasonable care - animals or birds', and '3816 - Arena for animal fighting'.
October 2022	In response to suggestions and commentary from police services, CCJCSS expanded UCR violation code '3770 - Other Offences Against Persons and Reputation' in order to establish 'Failure to Provide Necessaries' and 'Impeding Attempt to Save Life' as violent (1000 series) violations. As a result, violation code '3770 - Other Offences Against the Person and Reputation (Part VIII CC)' was expired and three new violations were added to the UCR Survey. These included: '1639 - Failure to Provide Necessaries', '1640 - Impeding Attempt to Save Life', and '3772 - Other Offences Against the Person and Reputation'.
November 2022	CCJCSS re-sent UCR change notification related to animal cruelty by incorporating new mapping for <i>Criminal Code</i> Section 447.1(2) 'Breach of Order'.
June 2023	In response to Bill C-41 , ' <i>An Act to amend the Criminal Code and to make consequential amendments to other Acts</i> ', CCJCSS made adjustments to incorporate two new Criminal Code sections: ' <i>83.03 (1) Providing, making available, etc., property or services for terrorist purposes</i> ' and ' <i>83.03 (2) Providing, making available, etc., property or services - use by terrorist group</i> '. These two Criminal Code sections were mapped to existing UCR code '3711- Property or Services for Terrorist Activity'.
August 2023	The new Statistics Canada data standard for sexual orientation was released. The new recommended standard, "sexual orientation of person" pertains to how an individual describes their sexuality. Under this standard, individuals may report their sexual orientation by selecting one of: "heterosexual (i.e., straight)", "lesbian or gay", "bisexual or pansexual", or by providing another term in a write-in field. In response to this change, CCJCSS updated certain terminology in relation to sexual orientation: ' <i>LGBT</i> ' to ' <i>2SLGBTQI+</i> ' and ' <i>Gender Diverse</i> ' to ' <i>Non-Binary</i> '.
October 2023	In response to Bill S-12 , ' <i>An Act to amend the Criminal Code, the Sex Offender Information Registration Act</i> ' and the ' <i>International Transfer of Offenders Act</i> ', UCR violation code '1356 - <i>Sexual Exploitation of a Person with a Disability</i> ' was updated to reflect the new maximum penalty outlined in the new legislation. As a result, violation code '1356 - <i>Sexual Exploitation of a Person with a Disability</i> ' was amended to include the maximum penalty of 10 years (previously 5 years).
December 2023	In response to Bill C-21 , ' <i>An Act to amend certain Acts and to make certain consequential amendments (firearms)</i> ', two new violation codes were added to the UCR Survey: ' <i>3366 – Possession and Distribution of Computer Data (Firearm)</i> ' and ' <i>3367-Altering Cartridge Magazine</i> '. In addition, the maximum penalty increased for the UCR violation codes pertaining to these sections: ' <i>3365- Weapons Trafficking and Manufacturing</i> ', ' <i>3375 -Possession of Weapons</i> ' and ' <i>3380 -Unauthorized Importing/Exporting of Weapons</i> '. The UCR Survey modified the label for violation 3365 from ' <i>Weapons Trafficking</i> ' to ' <i>Weapons Trafficking and Manufacturing</i> ' in order to more accurately represent the sections which make up this violation code.

February 2024	In response to Bill S-12 , <i>'An Act to amend the Criminal Code, the Sex Offender Information Registration Act and the International Transfer of Offenders Act'</i> , the violation code <i>'1356 - Sexual Exploitation of a Person with a Disability'</i> now displays a maximum penalty of 10 years (previously 5 years).
July 2024	<p>On June 20, 2024, the Canadian Government granted royal assent to Bill C-69, <i>"An Act to implement certain provisions of the budget led in Parliament on April 16, 2024"</i> which introduced the following new Criminal Code offences:</p> <ul style="list-style-type: none"> • 333.1 (3) <i>'Motor vehicle theft when violence used, threatened or attempted'</i> • 333.1 (4) <i>'Motor vehicle theft for criminal organization'</i> • 333.2 (1) <i>'Possession of device for purpose of committing theft'</i> • 333.2 (2) <i>'Distribution of device linked to theft'</i> • 462.31 (2.1) <i>'Laundering proceeds of crime for criminal organization'</i> <p>In response to the changes outlined in this new legislation, CCJCSS made adjustments to the UCR Survey to include the following new UCR Violation Codes and Mapping:</p> <ul style="list-style-type: none"> • <i>'1435 - Motor Vehicle Theft When Violence Used, Threatened or Attempted'</i> • <i>'2136 – Motor Vehicle Theft for Criminal Organization'</i> • <i>2137 – Possession or Distribution of Device Linked to Motor Vehicle Theft'</i> • <i>3826 – Laundering Proceeds of Crime for Criminal Organization'</i>
August 2024	In response to Bill C-70 , <i>'An Act respecting countering foreign interference'</i> , new Criminal Code sections <i>'52.1 Sabotage – Essential Infrastructure'</i> and <i>'52.2-Sabotage – Device'</i> were mapped to the UCR code <i>'3710-Offences Against Public Order'</i> .