

ANNUAL STATISTICS REPORT

2025



Prepared by the Business Intelligence and Data Analytics Unit for the Police Services Board

DISCLAIMER:

The information contained in this annual statistics report is the property of York Regional Police. Reproduction or distribution of this report in whole or in part is permitted subject to appropriate source citation and the express prior written consent of the Chief of Police of York Regional Police.

York Regional Police does not assume any liability for any decision made or action taken in reliance upon any information or data provided.

If you require an accessible version of any publication, please contact extension 7677 or email corpcommrequest@yrp.ca.

CONTENTS

MAP OF YORK REGION	4
POPULATION	4
INTRODUCTION	5
CRIME STATISTICS OVERVIEW	6
VIOLENT CRIMES	7
PROPERTY CRIMES.....	9
STOLEN VEHICLES.....	10
DRUG CRIMES.....	11
WEAPON CRIMES	11
FEDERAL STATUTES & OTHER CRIMES	12
BAIL AND PROBATION VIOLATIONS.....	12
CRIMINAL TRAFFIC VIOLATIONS	13
PROVINCIAL TRAFFIC VIOLATIONS.....	14
FATAL MOTOR VEHICLE COLLISIONS	14
YOUTH CRIMES.....	15
CYBER CRIMES	16
ORGANIZED CRIMES	17
HATE CRIMES.....	18
MOST SERIOUS VIOLATION	18
MOTIVATIONAL FACTORS.....	18
INTIMATE PARTNER VIOLENCE	19
TYPE OF RELATIONSHIP	19
FAMILY DOMESTIC VIOLENCE	20
TYPE OF RELATIONSHIP	20
ORGANIZATIONAL STATISTICS	22
ALARM PROGRAM	22
FREEDOM OF INFORMATION	22
VICTIM SERVICES OF YORK REGION.....	22
INFORMATION MANAGEMENT	22
CRIME STOPPERS.....	22
CRIME STATISTICS BY MUNICIPALITY	23
CRIME CATEGORY.....	23
CRIME RATE.....	24
APPENDIX A: ADDITIONAL STATISTICS.....	25
DISPATCHED CALLS FOR SERVICE	Error! Bookmark not defined.

APPENDIX B: PROJECTS AND INITIATIVES 27



APPENDIX C: GLOSSARY OF TERMS 28

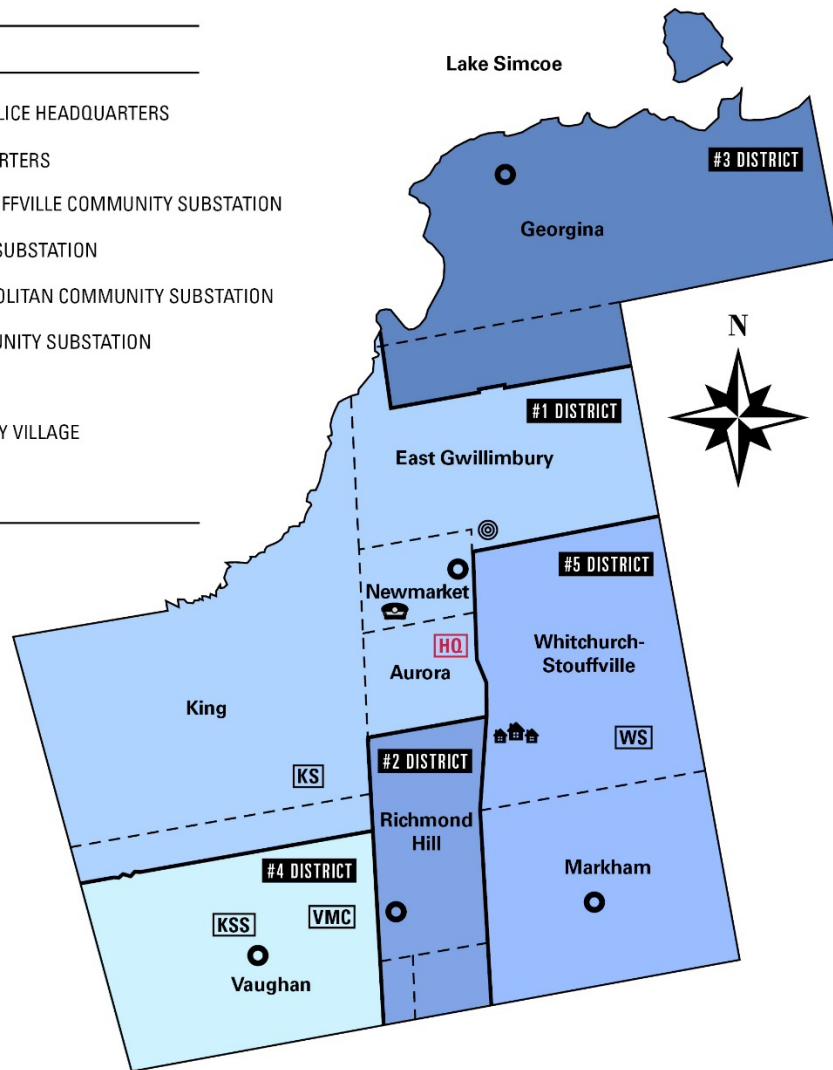
APPENDIX D: TYPE OF VIOLATIONS 31

APPENDIX E: CHANGES IN UCR SURVEY REPORTING METHODOLOGY (2009-2025) 34

MAP OF YORK REGION

LEGEND

- HQ YORK REGIONAL POLICE HEADQUARTERS
- DISTRICT HEADQUARTERS
- WS WHITCHURCH-STOUFFVILLE COMMUNITY SUBSTATION
- KS KING COMMUNITY SUBSTATION
- VMC VAUGHAN METROPOLITAN COMMUNITY SUBSTATION
- KSS KLEINBURG COMMUNITY SUBSTATION
- ⊙ TRAINING FACILITY
-  COMMUNITY SAFETY VILLAGE
-  RECRUITING



POPULATION



INTRODUCTION

This report provides a snapshot of crime statistics pertaining to the incidents that were reported to or received by York Regional Police between January 1, 2025 and December 31, 2025. Results of the current reporting year (2025) are compared with the previous year (2024) and trends in the last five years (2021-2025) are provided for select key indicators. Crime rates are calculated using the corresponding population estimates¹ received from the Regional Municipality of York.

York Regional Police provides investigative resources towards resolving a crime incident. For some crime types, the process may take weeks, months and sometime years as new investigative information becomes available. Data presented in this report represents a “snapshot” at the time of extraction from the Records Management System in mid-February 2026. It is the policy of York Regional Police not to revise data counts once the results are published.

York Regional Police captures crime statistics data using the incident-based Uniform Crime Reporting (UCR) survey methodology developed by the Canadian Centre for Justice and Community Safety Statistics (CCJCSS), a division of Statistics Canada in collaboration with the Canadian Association of Chiefs of Police (CACP). *Criminal Code* violation data is gathered when the incident report is received, subsequently investigated and resolved where possible.

Unless otherwise noted, crime statistics in this report are compiled using all level of violation methodology instead of only counting the most serious violation (MSV) of an incident and should not be compared with those published by the CCJCSS. The CCJCSS published crime statistics are based on the most serious violation of an incident. In addition, the CCJCSS includes the number of offences reported by the Toronto North Detachment of the Royal Canadian Mounted Police (RCMP), along with York Regional Police’s crime statistics. However, CCJCSS data may be used for comparisons between policing jurisdictions, municipalities and provinces as all data is compiled using the same reporting methodology and includes incidents reported to municipal, provincial and federal policing organizations.

Crime statistics presented in this report for the years 2020 and 2021 were impacted by the COVID-19 pandemic restrictions imposed by the Government of Ontario and Government of Canada on March 17, 2020, and subsequent restrictions afterwards. After the pandemic's peak, crime rates have gradually returned to pre-pandemic levels. What might appear as a post-pandemic surge is actually a normalization of crime patterns following an unusually low period.

Crime rates incorporated in this report were estimated for all categories irrespective of the size of the denominator. Generally, rates and ratios are not reliable if it is based on a small number (less than 30).

A glossary of terms, types of violations and changes in the Uniform Crime Reporting (UCR) survey methodology during the last five-year period are included in this report as appendices.

¹ The Regional Municipality of York (York Region) estimates its population every year based on the latest census results released by Statistics Canada as well as counts of new homes released by the Canada Mortgage and Housing Corporation (CMHC).

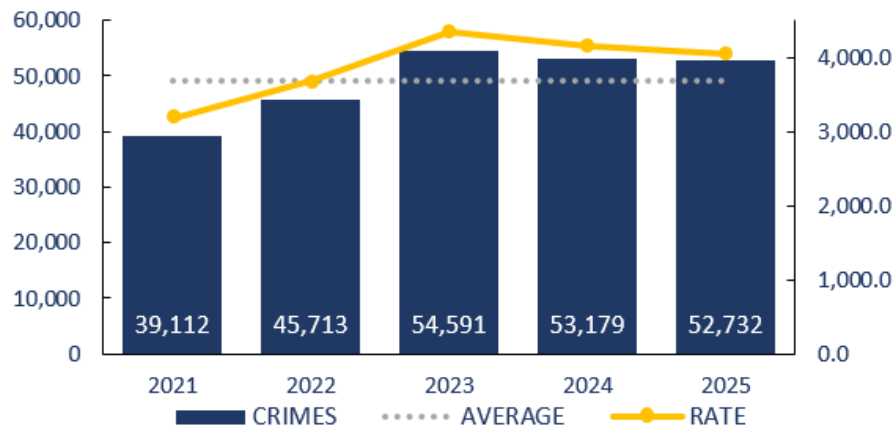
CRIME STATISTICS OVERVIEW

	VIOLENT	PROPERTY	DRUG	WEAPON	OTHER*	FEDERAL	TOTAL	TRAFFIC**
2024	13,882	30,886	977	650	6,734	50	53,179	5,501
ACTUAL YoY%	-3.7%	-4.9%	10.3%	-14.6%	11.9%	16.3%	-2.6%	-0.4%
CRIME RATE	1084.9	2413.9	76.4	50.8	526.3	3.9	4156.1	429.9
CLEARED	6,865	8,616	883	489	5,932	15	22,800	2,135
CLEARANCE	49.5%	27.9%	90.4%	75.2%	88.1%	30.0%	42.9%	38.8%
2025	14,037	30,172	902	583	6,976	62	52,732	5,957
ACTUAL YoY%	1.1%	-2.3%	-7.7%	-10.3%	3.6%	24.0%	-0.8%	8.3%
CRIME RATE	▼ 1079.1	▼ 2319.4	▼ 69.3	▼ 44.8	▲ 536.3	▲ 4.8	▼ 4053.6	▲ 457.9
CLEARED	7,796	8,862	877	463	6,826	43	24,867	2,394
CLEARANCE	55.5%	29.4%	97.2%	79.4%	97.8%	69.4%	47.2%	40.2%
5YR AVG	12,808	28,487	1,101	689	5,926	54	49,065	5,272

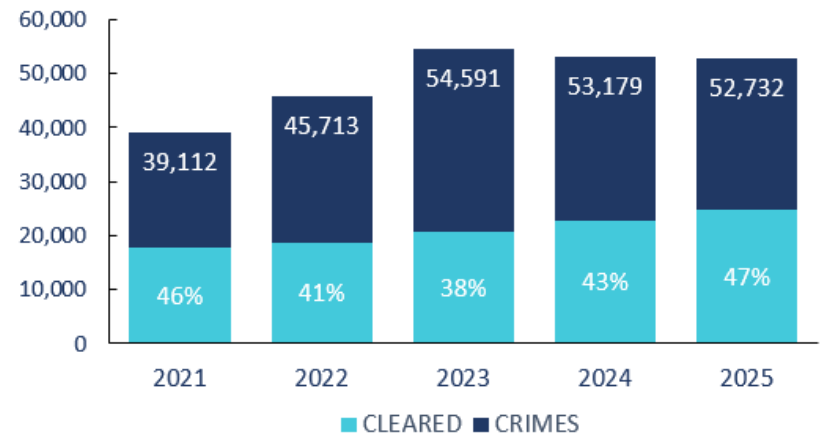
*Other Crime Type includes Bail Violations, Fail To Appear, Breach of Probation, Public Moral Violations and other Criminal Code offences. (See Appendix C)

**Traffic is excluded when calculating Crime Rate.

YRP CRIME STATISTICS



YRP CASE CLEARANCE



VIOLENT CRIMES

	2024	2025	5YR AVG	YOY%	RATE*	PY RATE	RATE%	CLR	CLR%
HOMICIDE & CAUSE DEATH	20	10	17	-50%	0.8	1.6	-51%	12	120%
ATTEMPT/CONSPIRE TO COMMIT MURDER	44	41	39	-7%	3.2	3.4	-8%	39	95%
SEXUAL VIOLATIONS & SERVICES	1,131	1,113	1,082	-2%	85.6	88.4	-3%	611	55%
ASSAULT	7,062	7,230	6,309	2%	555.8	551.9	1%	4,542	63%
LVL 1 - ASSAULT	4,704	4,813	4,173	2%	370.0	367.6	1%	2,862	59%
LVL 2 - WPN/B.HARM	1,939	1,983	1,739	2%	152.4	151.5	1%	1,353	68%
LVL 3 – AGGR. ASSLT	28	36	30	29%	2.8	2.2	26%	34	94%
ASSLT POLICE OFFICER	156	138	160	-12%	10.6	12.2	-13%	136	99%
OTHER ASSAULTS	235	260	207	11%	20.0	18.4	9%	157	60%
ROBBERY	492	484	431	-2%	37.2	38.5	-3%	212	44%
HOME INVASION	40	43	35	8%	3.3	3.1	6%	23	53%
CAR JACKING	81	37	52	-54%	2.8	6.3	-55%	12	32%
RETAIL	104	103	111	-1%	7.9	8.1	-3%	73	71%
FINANCIAL	14	8	9	-43%	0.6	1.1	-44%	8	100%
STREET	206	264	180	28%	20.3	16.1	26%	82	31%
OTHER	47	29	44	-38%	2.2	3.7	-39%	14	48%
HARASSMENT & THREATS	4,506	4,573	4,345	1%	351.5	352.2	0%	2,139	47%
KIDNAPPING/CONFINEMENT	224	187	174	-17%	14.4	17.5	-18%	147	79%
OTHER VIOLENT VIOLATIONS	403	399	413	-1%	30.7	31.5	-3%	94	24%
VIOLENT CRIMES TOTAL	13,882	14,037	12,808	1%	1079.1	1084.9	-1%	7,796	56%

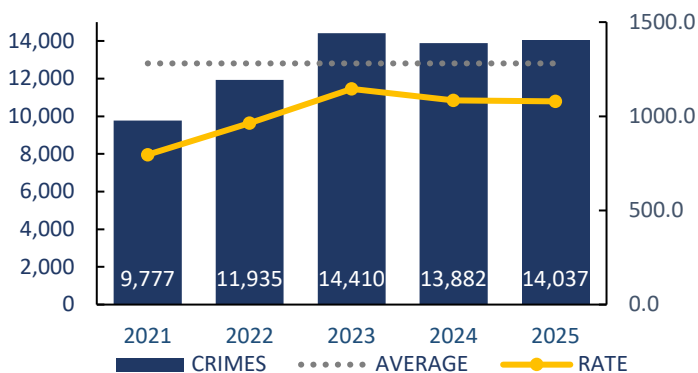
Notes: *Crime Rate is expressed per 100,000 population using year-end population estimates supplied by York Region.

Clearance Rates is defined as the ratio of cases cleared in the current year to founded criminal cases reported in the same year.

Clearance rates may exceed 100%, as clearances may pertain to incidents reported in previous years.

YOY% (Year over year percentage change); RATE (2025 Crime Rate); PY RATE (Previous Year's Crime Rate); RATE% (% Change in Crime Rate); CLR (Cases Cleared); CLR% (% Change in Cases Cleared from Previous Year)

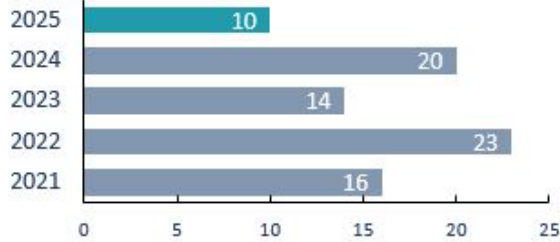
VIOLENT CRIMES



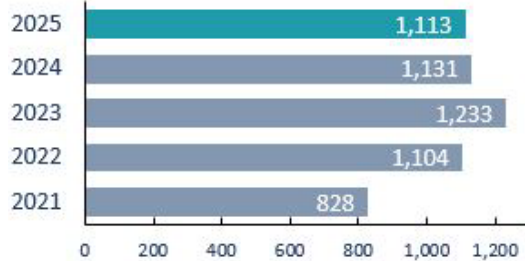
VIOLENT CLEARANCE



HOMICIDE & VIOLATION CAUSING DEATH



SEXUAL VIOLATIONS



ROBBERY



ASSAULTS



2025 ROBBERY FACTS

STREET ROBBERY
264 Street robberies accounted for 55% of total robberies, an increase of 28% YoY.

HOME INVASION
43 Home Invasions increased 8% in 2025, compared to 40 recorded in 2024.

CAR JACKING
37 Car jacking crimes recorded a 54% decline in 2025, compared to 81 cases found in 2024.

RETAIL ROBBERY
103 Retail Robberies remain consistent year over year. Jewellery and Cell Phone retailers being the most targeted in 2025.

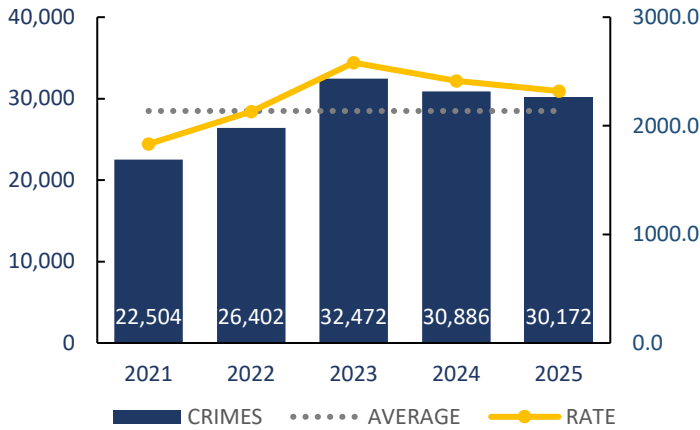
FINANCIAL CRIMES
8 Financial Crimes have recorded a 43% decline in 2025 compared to 14 cases in 2024.

PROPERTY CRIMES

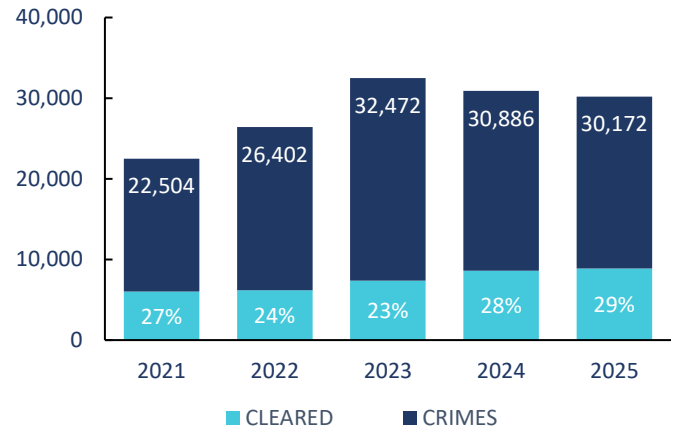
	2024	2025	5YR AVG	YOY%	RATE*	PY RATE	RATE%	CLR	CLR%
ARSON	127	103	96	-19%	7.9	9.9	-20%	26	25%
BREAK AND ENTER	2,459	2,300	2,073	-6%	176.8	192.2	-8%	464	20%
RESIDENTIAL	1,521	1,512	1,277	-1%	116.2	118.9	-2%	237	16%
COMMERCIAL	927	777	782	-16%	59.7	72.4	-18%	224	29%
SCHOOLS	7	7	10	0%	0.5	0.5	-2%	1	14%
FIREARMS	4	4	4	0%	0.3	0.3	-2%	2	50%
THEFT	14,978	13,574	14,479	-9%	1043.5	1170.6	-11%	3,745	28%
AUTO	3,226	2,057	3,075	-36%	158.1	252.1	-37%	157	8%
SHOPLIFTING	5,578	5,541	4,209	-1%	425.9	435.9	-2%	2,887	52%
FROM MOTOR VEH	1,883	1,563	2,314	-17%	120.2	147.2	-18%	125	8%
OTHER	4,291	4,413	4,881	3%	339.2	335.4	1%	576	13%
TRAFF & POSS STLN GOODS	2,088	2,675	1,864	28%	205.6	163.2	26%	2,166	81%
FRAUD	7,094	7,499	6,294	6%	576.5	554.4	4%	874	12%
IDENTITY THEFT	234	165	156	-29%	12.7	18.3	-31%	47	28%
IDENTITY FRAUD	922	892	789	-3%	68.6	72.1	-5%	83	9%
OTHER	5,938	6,442	5,349	8%	495.2	464.1	7%	744	12%
MISCHIEF	4,140	4,021	3,681	-3%	309.1	323.6	-4%	1,587	39%
PROPERTY CRIMES TOTAL	30,886	30,172	28,487	-2%	2319.4	2413.9	-4%	8,862	29%

*Crime Rate is expressed per 100,000 population using year-end population estimates supplied by York Region.

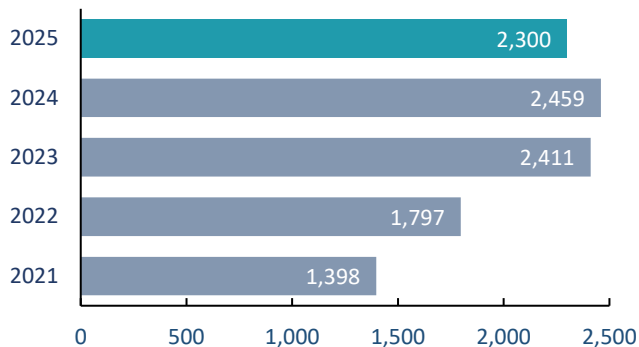
PROPERTY CRIMES



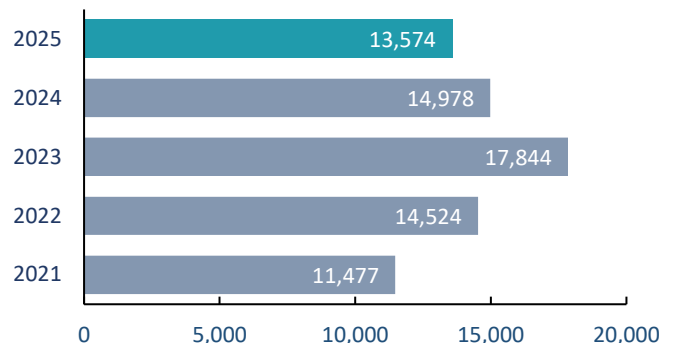
PROPERTY CLEARANCE



BREAK AND ENTER



PROPERTY THEFT




STOLEN VEHICLES

VEHICLES:	2024	2025	YOY%	5YR AVG
STOLEN*	2,524	1,749	-31%	2,668
RECOVERED**	1,701	1,264	-26%	1,406

*Number of Stolen Vehicles: Total vehicles reported stolen at the time of the incident.

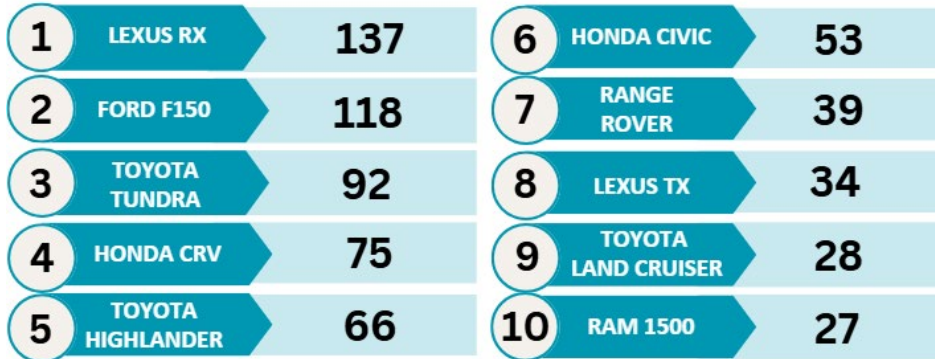
**Number of Recovered Vehicles: All vehicles recovered during the reporting period, including those stolen in previous years, recovered by other police services, or recovered outside of York Region.

~SEE APPENDIX B FOR YRP PROJECTS & INITIATIVES~

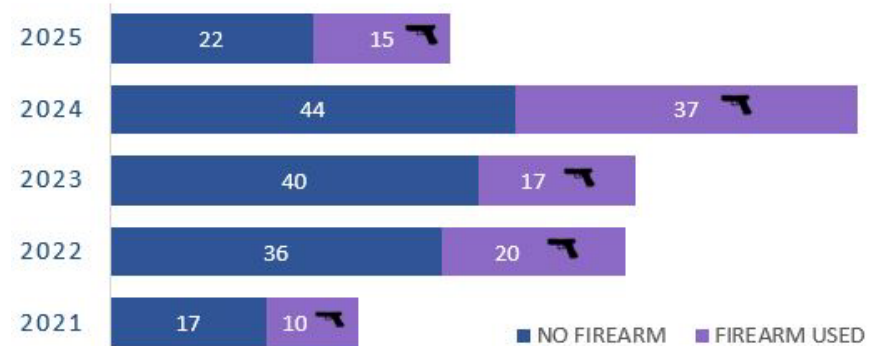


INCIDENTS:	2024	2025	YOY%	5YR AVG
THEFT OF MV	3,226	2,057	-36%	3,075
COMPLETED	2628	1707	-35%	2642
ATTEMPTED	598	350	-41%	433
CAR JACKING:	81	37	-54%	52
NO FIREARM	44	22	-50%	32
FIREARM USED	37	15	-59%	20

TOP 10 STOLEN VEHICLES



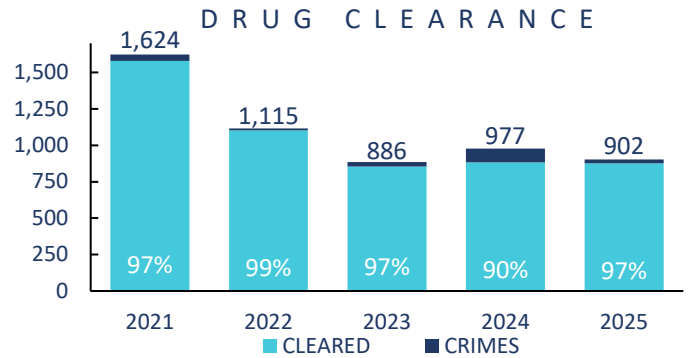
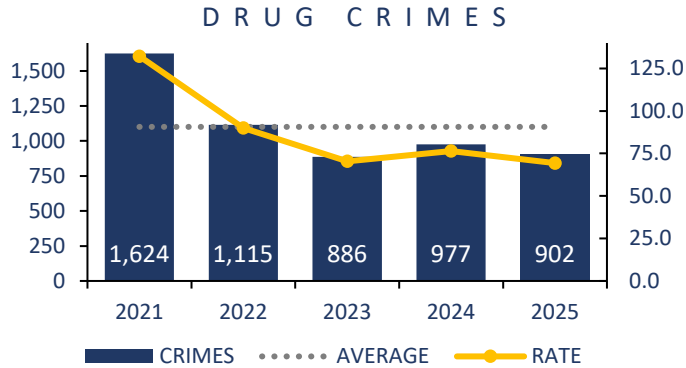
CAR JACKING INCIDENTS



DRUG CRIMES

	2024	2025	5YR AVG	YOY%	RATE*	PY RATE	RATE%	CLR	CLR%
POSSESSION	441	463	565	5%	35.6	34.5	3%	459	99%
TRAFFICKING	518	416	517	-20%	32.0	40.5	-21%	400	96%
IMPORT & EXPORT	6	6	5	0%	0.5	0.5	-2%	0	-
PRODUCTION	6	13	8	117%	1.0	0.5	113%	15	115%
OTHER DRUG VIOL	6	4	5	-33%	0.3	0.5	-34%	3	75%
DRUG CRIMES TOTAL	977	902	1,101	-8%	69.3	76.4	-9%	877	97%

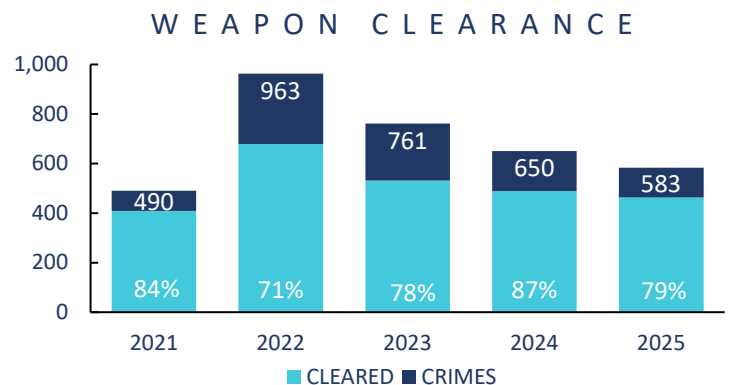
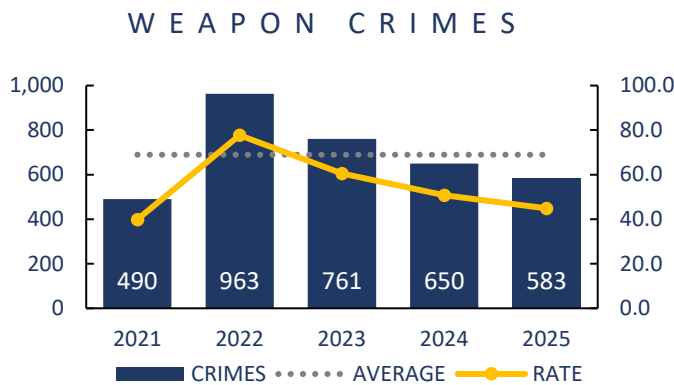
*Crime Rate is expressed per 100,000 population using year-end population estimates supplied by York Region.



WEAPON CRIMES

	2024	2025	5YR AVG	YOY%	RATE*	PY RATE	RATE%	CLR	CLR%
EXPLOSIVES	4	0	2	-100%	0.0	0.3	-100%	0	-
TRAFFICKING	23	20	20	-13%	1.5	1.8	-14%	18	90%
POSSESSION	579	518	620	-11%	39.8	45.3	-12%	408	79%
IMPORT/EXPORT	0	3	1	-	0.2	0.0	-	1	33%
WEAPON - OTHER	0	1	0	-	0.1	0.0	-	1	100%
FIREARM - DOCUMENT	7	2	8	-71%	0.2	0.5	-72%	1	50%
FIREARM - UNSAFE STORAGE	37	39	39	5%	3.0	2.9	4%	34	87%
WEAPONS CRIMES TOTAL	650	583	689	-10%	44.8	50.8	-12%	463	79%

*Crime Rate is expressed per 100,000 population using year-end population estimates supplied by York Region.



FEDERAL STATUTES & OTHER CRIMES

	2024	2025	5YR AVG	YOY%	RATE*	PY RATE	RATE%	CLR	CLR%
FEDERAL STATUTES	50	62	54	24%	4.8	3.9	22%	43	69%
OTHER CRIMES	6,734	6,976	5,926	4%	536.3	526.3	2%	6,826	98%
WPN & OTHER TOTAL	6,784	7,038	5,980	4%	541.0	530.2	2%	6,869	98%

Notes: Federal Statutes include Quarantine Act, Canada Health Act, Youth Criminal Justice Act, Immigration & Refugee Protection Act, among others. Other Crimes include Bail Violations, Fail To Appear, Breach of Probation, Public Moral Violations and other Criminal Code offences.

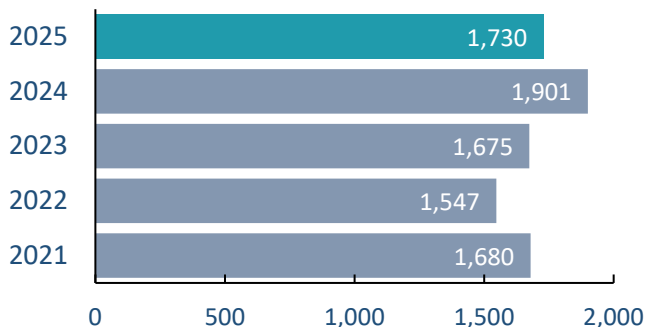
*Crime Rate is expressed per 100,000 population using year-end population estimates supplied by York Region.

BAIL AND PROBATION VIOLATIONS

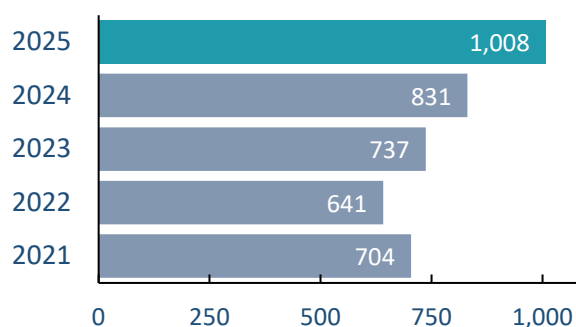
	2024	2025	5YR AVG	YOY%	RATE*	PY RATE	RATE%
BAIL VIOLATIONS / BREACH RECOGNIZANCE	1,901	1,730	1,707	-9%	133.0	148.6	-10%
BREACH OF PROHIBITION ORDER / PROBATION	831	1,008	784	21%	77.5	64.9	19%
FAIL TO APPEAR COURT / IDENTIFICATION	2,139	2,186	1,806	2%	168.0	167.2	1%

*Crime Rate is expressed per 100,000 population using year-end population estimates supplied by York Region.

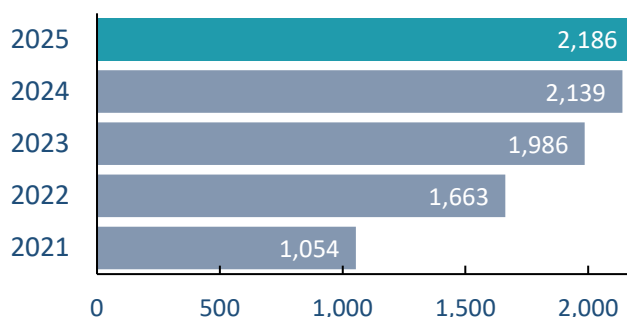
BAIL VIOLATIONS / BREACH RECOGNIZANCE



BREACH OF PROHIBITION ORDER / PROBATION



FAIL TO APPEAR COURT / IDENTIFICATION

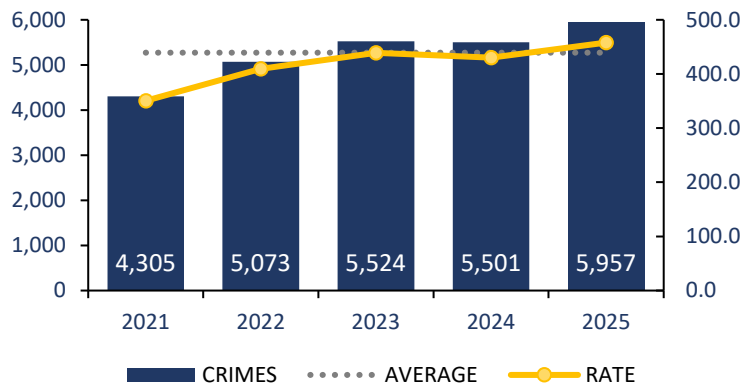


CRIMINAL TRAFFIC VIOLATIONS

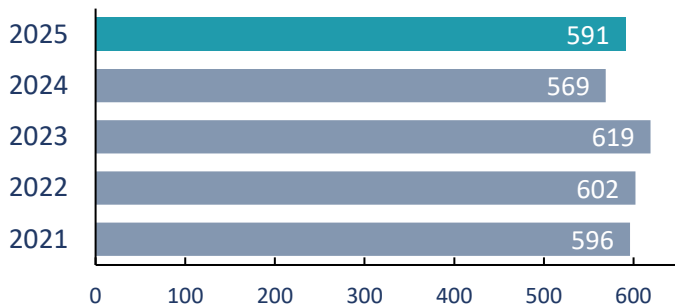
	2024	2025	5YR AVG	YOY%	RATE*	PY RATE	RATE%	CLR	CLR%
DANGEROUS OPERATION	569	591	595	4%	45.4	44.5	2%	379	64%
DANGEROUS OPER	286	286	326	0%	22.0	22.4	-2%	263	92%
BODILY HARM	33	22	25	-33%	1.7	2.6	-34%	22	100%
DEATH	14	7	6	-50%	0.5	1.1	-51%	9	129%
EVASIVE POLICE	236	276	239	17%	21.2	18.4	15%	85	31%
IMPAIRED OPERATION	1,307	1,254	1,444	-4%	96.4	102.1	-6%	1,237	99%
ALC/OVER 80 MGS	978	919	1,081	-6%	70.6	76.4	-8%	910	99%
DRUG	81	66	106	-19%	5.1	6.3	-20%	63	95%
ALCOHOL & DRUG	77	102	70	32%	7.8	6.0	30%	97	95%
UNSPECIFIED	1	2	1	100%	0.2	0.1	97%	0	-
BODILY HARM	9	3	7	-67%	0.2	0.7	-67%	4	133%
DEATH	2	0	1	-100%	0.0	0.2	-100%	0	-
FTC WITH DEMAND	159	162	179	2%	12.5	12.4	0%	163	101%
FAIL TO REMAIN	3,407	3,889	2,993	14%	299.0	266.3	12%	554	14%
DRIVE WHILE PROHIBITED	218	223	240	2%	17.1	17.0	1%	224	100%
CRIMINAL TRAFFIC TOTAL	5,501	5,957	5,272	8%	457.9	429.9	7%	2,394	40%

*Crime Rate is expressed per 100,000 population using year-end population estimates supplied by the York Region.
 Clearance Rates is defined as the ratio of cases cleared in the current year to founded criminal cases reported in the same year.
 Clearance rates may exceed 100%, as clearances may pertain to incidents reported in previous years.

CRIMINAL TRAFFIC



DANGEROUS OPERATION

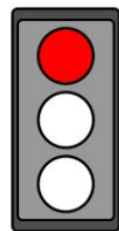


IMPAIRED OPERATION



PROVINCIAL TRAFFIC VIOLATIONS

	2024	2025	5YR AVG	YOY%
SPEEDING	21,787	20,680	23,057	-5%
RED LIGHT	1,202	1,405	1,232	17%
DISOBEY STOP SIGN	10,771	11,857	10,322	10%
SEATBELT RELATED	703	623	603	-11%
DRIVE UNDER SUSP	3,714	4,323	3,435	16%
CARELESS DRIVING	4,497	5,011	4,511	11%
FAIL TO REMAIN	130	133	131	2%
PROV TRAFFIC TOTAL	42,804	44,032	43,291	3%



1,405
RED LIGHT
infractions
increased by 17%
from last year



623
SEATBELT
OFFENCES
decreased by 11%
from last year

FATAL MOTOR VEHICLE COLLISIONS

	2024	2025	5YR AVG	YOY%
MOTOR VEHICLE COLLISION	17,430	17,659	15,515	1%
FATAL	32	30	26	-6%
PERSONAL INJURY	3,046	3,295	2,637	8%
PROPERTY DAMAGE	10,875	10,378	9,760	-5%
FAIL TO REMAIN	3,477	3,956	3,093	14%
PERSONS INJURED	4,085	4,262	3,451	4%
PERSONS KILLED	33	31	28	-6%



YOUTH CRIMES

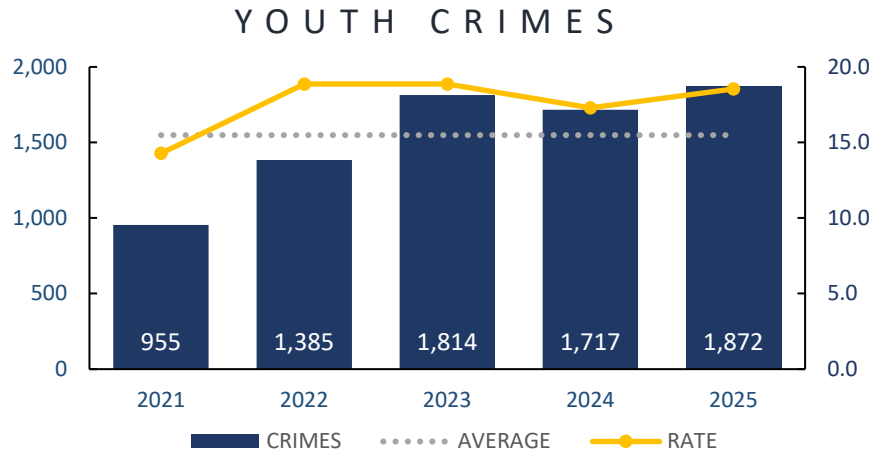
	2024			2025			5YR AVG			YoY%			RATE*		
	CHG	PBOM	TOTAL	CHG	PBOM	TOTAL	CHG	PBOM	TOTAL	CHG	PBOM	TOTAL	CHG	PBOM	TOTAL
VIOLENT	313	501	814	307	599	906	277	503	781	-2%	20%	11%	3.04	5.94	8.98
PROPERTY	198	424	622	214	400	614	152	363	515	8%	-6%	-1%	2.12	3.96	6.08
OTHER	213	68	281	249	103	352	177	75	253	17%	51%	25%	2.47	1.02	3.49
TOTAL	724	993	1,717	770	1,102	1,872	606	942	1,549	6%	11%	9%	7.63	10.92	18.55

*Youth Crime Rate is expressed per 1000 population.

CHG – Youth charged (includes persons aged 12-17 years inclusive)

PBOM – Youth processed by other means (Police had grounds to charge but alternative measures were taken: Verbal, Written or Referral to Community Program).

Other – Includes criminal, federal and criminal traffic violations.



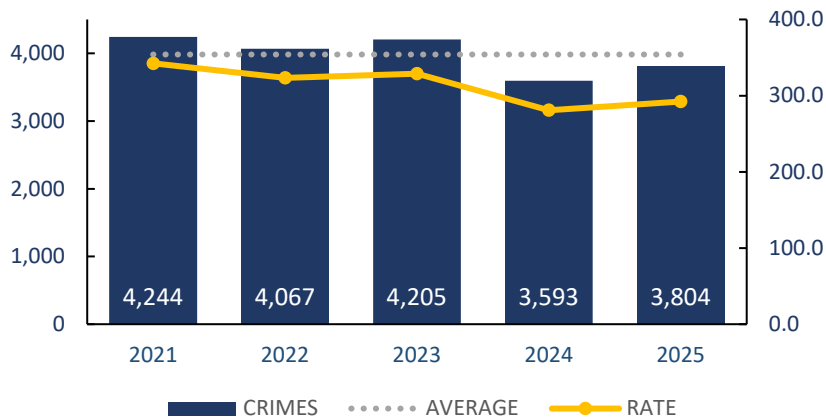
CYBER CRIMES

	2024	2025	5YR AVG	YOY%	RATE*
VIOLENT	1,750	1,517	1,881	-13%	116.62
HOMICIDE & CAUSE DEATH	0	0	-	-	-
ATTEMPT/CONSPIRE TO COMMIT MURDER	1	0	1	-100%	-
SEXUAL VIOLATIONS & SERVICES	193	154	179	-20%	11.84
ASSAULT	49	32	65	-35%	2.46
ROBBERY	11	17	12	55%	1.31
HARASSMENT & THREATS	1,144	1,168	1,170	2%	89.79
KIDNAPPING/CONFINEMENT	6	2	7	-67%	0.15
OTHER VIOLENT VIOLATIONS	346	144	449	-58%	11.07
PROPERTY	1,606	1,970	1,826	23%	151.44
ARSON	0	0	0	-	-
BREAK AND ENTER	5	3	5	-40%	0.23
THEFT	16	18	16	13%	1.38
TRAFFICK & POSSESS STLN GOODS	10	14	9	40%	1.08
FRAUD	1,527	1,880	1,737	23%	144.52
MISCHIEF	48	55	58	15%	4.23
OTHER	237	317	276	34%	24.37
CYBER CRIME TOTAL	3,593	3,804	3,983	6%	292.42

*Crime Rate is expressed per 100,000 population using year-end population estimates supplied by York Region.

*Other Crime Type includes Bail Violations, Fail To Appear, Breach of Probation, Public Moral Violations and other Criminal Code offences. (See Appendix C)

CYBER CRIMES



49%
of Cyber Crimes
were instances of
FRAUD


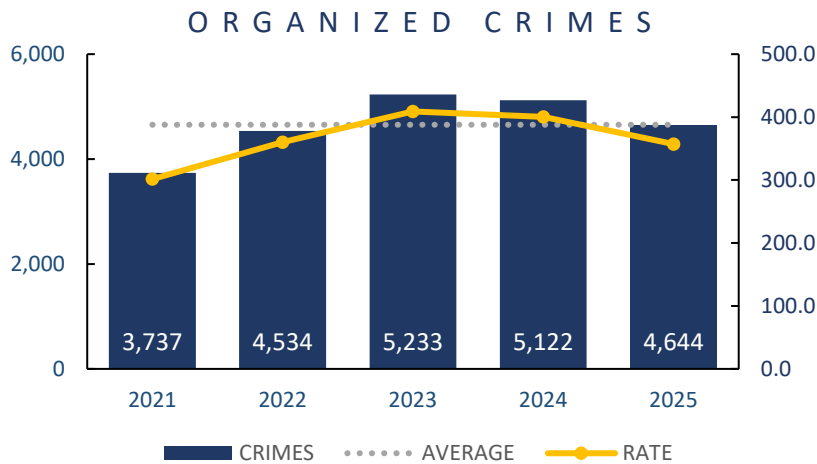
CYBER CRIMES: includes any criminal act where Information and Communication Technology (ICT) is the target of the offence, or integral and vital in the commission of the offence.

ORGANIZED CRIMES

	2024	2025	5YR AVG	YOY%	RATE*
VIOLENT	159	219	152	38%	16.84
HOMICIDE & CAUSE DEATH	2	1	1	-50%	0.08
ATTEMPT/CONSPIRE TO COMMIT MURDER	0	5	1	-	0.38
SEXUAL VIOLATIONS & SERVICES	1	4	2	300%	0.31
ASSAULT	26	40	31	54%	3.07
ROBBERY	88	98	63	11%	7.53
HARASSMENT & THREATS	14	32	15	129%	2.46
KIDNAPPING/CONFINEMENT	10	3	4	-70%	0.23
OTHER VIOLENT VIOLATIONS	18	36	33	100%	2.77
PROPERTY	4,483	4,089	4,117	-9%	314.33
ARSON	11	7	5	-36%	0.54
BREAK AND ENTER	321	273	189	-15%	20.99
THEFT	882	537	800	-39%	41.28
TRAFFICK & POSSESS STLN GOODS	130	125	108	-4%	9.61
FRAUD	3,086	3,109	2,977	1%	239.00
MISCHIEF	53	38	38	-28%	2.92
OTHER	480	336	386	-30%	25.83
ORGANIZED TOTAL	5,122	4,644	4,654	-9%	356.99

*Crime Rate is expressed per 100,000 population using year-end population estimates supplied by York Region.

*Other Crime Type includes Bail Violations, Fail To Appear, Breach of Probation, Public Moral Violations and other Criminal Code offences. (See Appendix C)



CRIMINAL ORGANIZATION: A group of three or more people who work together to commit crimes for financial or material gain. Groups may be structured or loosely organized and may be involved in ongoing or multiple criminal activities. They may also use violence, intimidation or corruption to support their activities.

HATE CRIMES

MOST SERIOUS VIOLATION

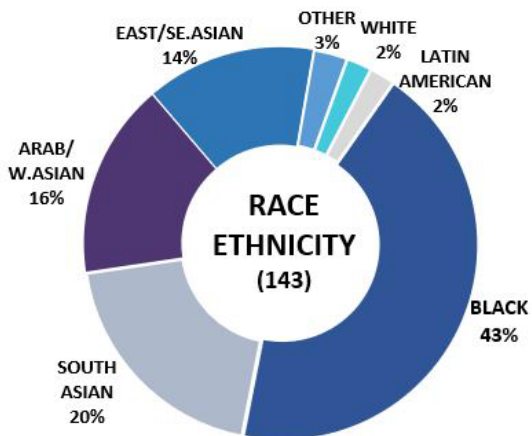
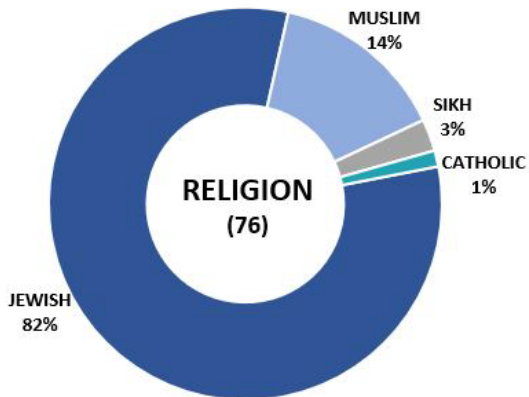
	2024	2025	YOY%
VIOLENT	118	129	9%
ASSAULT	28	34	21%
UTTER THREAT TO PERSON	38	31	-18%
CRIMINAL HARASSMENT	12	24	100%
HARASS/INDECENT COMM	12	20	67%
ASSAULT W WEAPON/BH	21	16	-24%
OTHER	7	4	-43%
PROPERTY	151	105	-30%
MISCHIEF - HATE	84	62	-26%
MISCHIEF - PROPERTY	30	21	-30%
MISCHIEF - GRAFFITI	29	17	-41%
THEFT UNDER	4	2	-50%
OTHER	4	3	-25%
OTHER	8	12	50%
CRIMINAL	277	246	-11%
NON-CRIMINAL	179	217	21%
TOTAL HATE	456	463	2%

HATE INCIDENTS



MOTIVATIONAL FACTORS

	2024	2025	YOY%
RACE/ETHNICITY (58%)	131	143	9%
BLACK	52	62	19%
SOUTH ASIAN	13	28	115%
ARAB/WEST ASIAN	26	23	-12%
EAST & SE ASIAN	14	20	43%
OTHER RACE	19	4	-79%
WHITE	2	3	50%
LATIN AMERICAN	5	3	-40%
RELIGION (31%)	107	76	-29%
JEWISH	76	62	-18%
MUSLIM	26	11	-58%
SIKH	0	2	-
CATHOLIC	0	1	-
OTHER	5	0	-100%
SEXUAL ORIENTATION (6%)	28	15	-46%
GAY	14	11	-21%
LGBTQ2+	12	4	-67%
OTHER	2	0	-100%
GENDER (2%)	4	5	25%
TRANSGENDER	2	3	50%
WOMAN	1	1	0%
NON-BINARY	1	1	0%
DISABILITY (2%)	0	4	-
AGE (2%)	0	2	-
IMMIGRANTS (0%)	5	1	-80%
TOTAL CRIMINAL HATE	277	246	-11%



INTIMATE PARTNER VIOLENCE

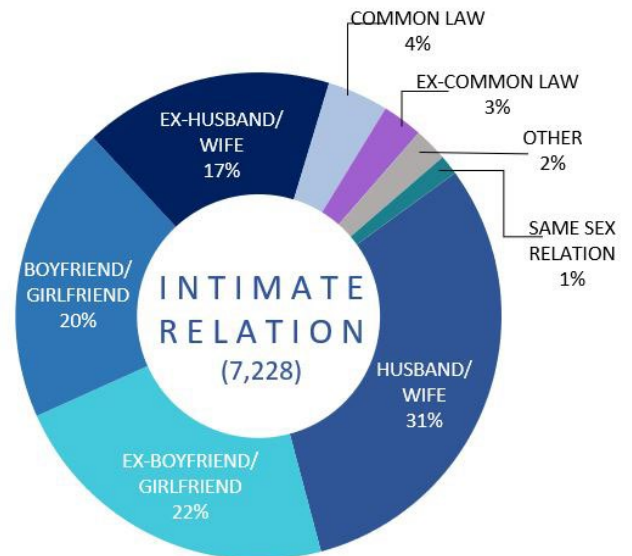
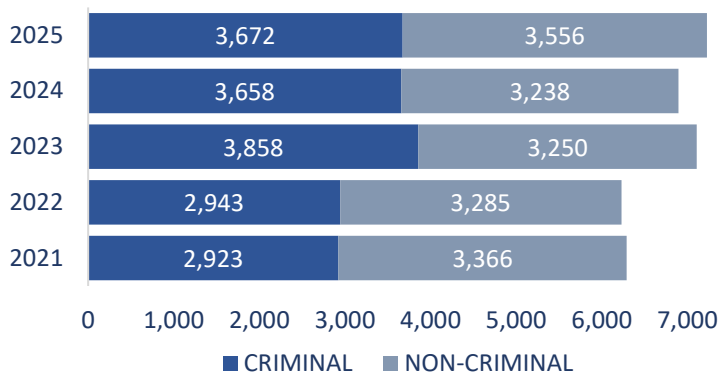
NO. OF INCIDENTS	2024	2025	YOY%
CRIMINAL	3,658	3,672	0%
NON-CRIMINAL	3,238	3,556	10%
CHARGES LAID / WARRANT SOUGHT	2,087	2,272	9%
ACCUSED HELD FOR BAIL / SHOWCAUSE	479	541	13%
OFFENCES ALLEGED BUT CHARGES NOT LAID	1,763	1,790	2%
ACCUSED WITH PREVIOUS CHARGES	582	621	7%
% OF ACCUSED WITH PRIOR CONVICTIONS	28%	27%	-2%

Note: Non-criminal incidents include unfounded incidents.

TYPE OF RELATIONSHIP

	2024	2025	YOY%
HUSBAND / WIFE	2,082	2,230	7%
EX-BOYFRIEND / GIRLFRIEND	1,546	1,621	5%
BOYFRIEND / GIRLFRIEND	1,407	1,432	2%
EX-HUSBAND / WIFE	1,112	1,200	8%
COMMON LAW	321	294	-8%
EX-COMMON LAW	198	195	-2%
OTHER INTIMATE RELATIONSHIP	151	161	7%
EX-SAME SEX RELATIONSHIP - FEMALE	31	24	-23%
EX-SAME SEX RELATIONSHIP - MALE	19	32	68%
SAME SEX RELATIONSHIP - FEMALE	16	18	13%
SAME SEX RELATIONSHIP - MALE	13	21	62%
TOTAL	6,896	7,228	5%

INTIMATE VIOLENCE



FAMILY DOMESTIC VIOLENCE

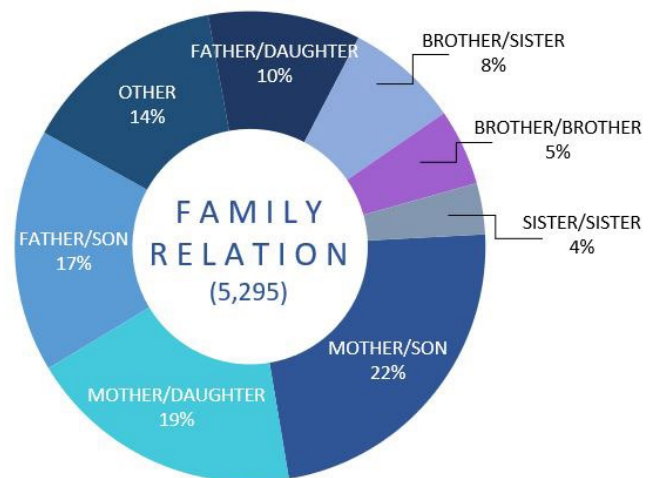
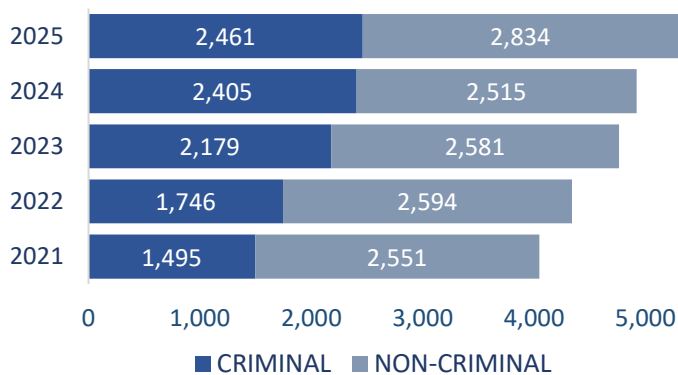
NO. OF INCIDENTS	2024	2025	YOY%
CRIMINAL	2,405	2,461	2%
NON-CRIMINAL	2,515	2,834	13%
CHARGES LAID / WARRANT SOUGHT	393	351	-11%
ACCUSED HELD FOR BAIL / SHOWCAUSE	114	104	-9%
OFFENCES ALLEGED BUT CHARGES NOT LAID	2,068	2,314	12%
ACCUSED WITH PREVIOUS CHARGES	46	46	0%
% OF ACCUSED WITH PRIOR CONVICTIONS	12%	13%	12%

Note: Non-criminal incidents include unfounded incidents.

TYPE OF RELATIONSHIP

	2024	2025	YOY%
MOTHER / SON	1,113	1,228	10%
MOTHER / DAUGHTER	918	1,006	10%
FATHER / SON	809	884	9%
OTHER RELATIONSHIP	709	746	5%
FATHER / DAUGHTER	548	555	1%
BROTHER / SISTER	401	412	3%
BROTHER / BROTHER	306	278	-9%
SISTER / SISTER	116	186	60%
TOTAL	4,920	5,295	8%

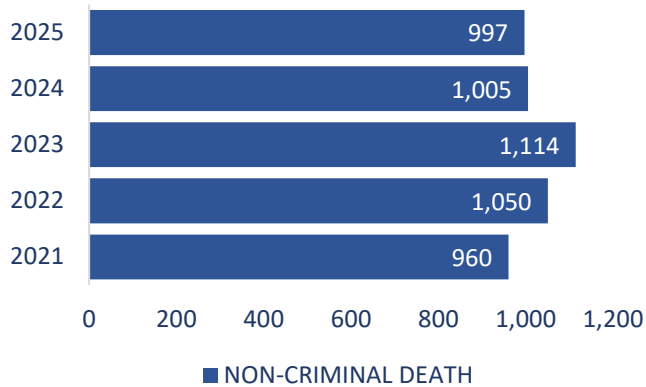
FAMILY VIOLENCE



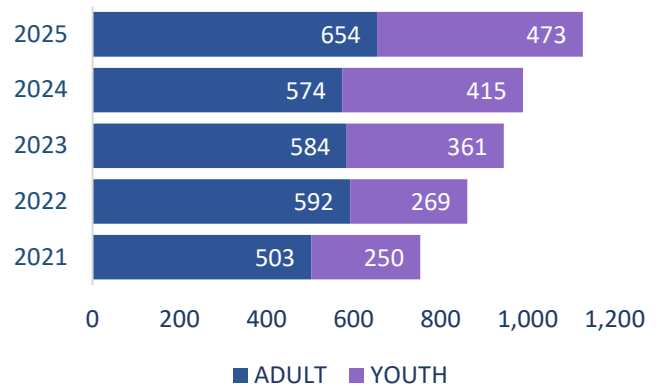
SELECTED NON-CRIMINAL STATISTICS

	2024	2025	YOY%
NON-CRIMINAL DEATH	1,005	997	-1%
DEATH - NATURAL	718	741	3%
DEATH - UNDETERMINED	169	138	-18%
DEATH - SUICIDE	80	59	-26%
DEATH - ACCIDENTAL	21	44	110%
DEATH - OVERDOSE	17	15	-12%
PERSON IN CRISIS (PIC)/ SUICIDE	6,095	6,390	5%
PIC - APPREHENSIONS	3,060	3,244	6%
PERSON IN CRISIS	2,788	2,815	1%
SUICIDE ATTEMPT	247	331	34%
MISSING PERSONS	989	1,127	14%
ADULT	574	654	14%
YOUTH	415	473	14%

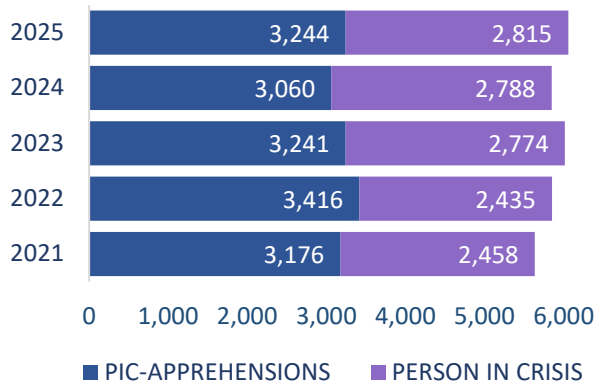
NON-CRIMINAL DEATH



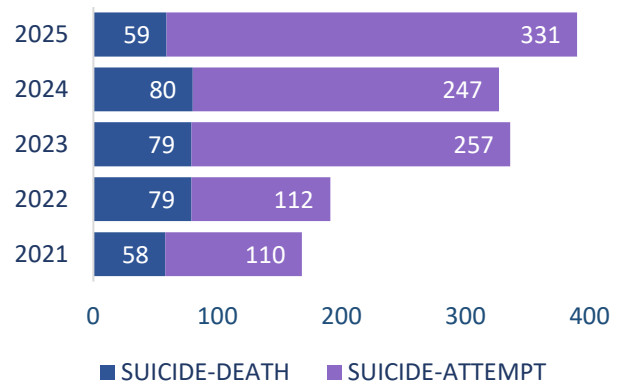
MISSING PERSONS



PERSON IN CRISIS



SUICIDE



ORGANIZATIONAL STATISTICS

ALARM PROGRAM

	2024	2025	YOY%
ALARM CALLS RECEIVED	6,491	6,598	2%
FALSE ALARMS	2,786	2,868	3%
FALSE ALARM (%)	43	44	1%

FREEDOM OF INFORMATION

	2024	2025	YOY%
TOTAL REQUEST:	3,127	3,309	6%
FORMAL	2,388	2,650	11%
INFORMAL	739	659	-11%

VICTIM SERVICES OF YORK REGION

	2024	2025	YOY%
ON-SCENE OCCURRENCES	533	623	17%
TELEPHONE CRISIS CALLS / OFFICE VISITS	17,739	17,460	-2%
TOTAL CLIENTS SERVED:	19,701	18,216	-8%
FEMALE	10,148	9,342	-8%
MALE	3,649	3,078	-16%
TRANSGENDER	19	11	-42%
NONBINARY	2	5	150%
CHILDREN (0-15 YEARS)	5,883	5,780	-2%

INFORMATION MANAGEMENT

	2024	2025	YOY%
POLICE RECORD CHECKS: EMPLOYMENT	56,687	54,670	-4%
POLICE RECORDS CHECK: VOLUNTEER	13,273	14,928	12%
MVC / INCIDENT SUMMARY REPORTS	2,232	2,056	-8%
WARRANTS PROCESSED	3,342	3,599	8%

CRIME STOPPERS

YEAR	 TIPS RECEIVED	 ARRESTS MADE	 CASES CLEARED	 REWARDS AUTHORIZED	 WEAPONS SEIZED	 DRUGS SEIZED	 PROPERTY RECOVERED	 ARSON LOSS \$
2025	4,790	113	94	\$24,900	12	\$6,255,785	\$586,104	\$0
2024	3,995	103	81	\$27,175	25	\$4,500,562	\$2,626,820	\$0

CRIME STATISTICS BY MUNICIPALITY

CRIME CATEGORY

	AUR	EGW	GEO	KIN	MAR	NEW	RIC	VAU	WHI	YORK REGION*
VIOLENT	700	458	1,025	307	2,871	1,628	2,383	4,116	438	14,037
HOMICIDE & CAUSE DEATH	0	1	0	1	1	0	4	3	0	10
ATT/CONSPIRE COMM MURDER	1	2	0	3	13	2	10	5	0	41
SEXUAL VIOLATIONS & SERVICES	61	26	100	35	239	114	147	311	40	1,113
ASSAULT	363	230	535	135	1,490	895	1,277	2,069	212	7,230
ROBBERY	17	9	17	5	128	34	85	177	5	484
HARASSMENT & THREATS	228	162	351	113	884	528	764	1,356	162	4,573
KIDNAPPING / CONFINEMENT	10	7	8	5	31	17	40	58	4	187
OTHER	20	21	14	10	85	38	56	137	15	399
PROPERTY	1,863	835	1,090	604	7,078	2,452	5,142	10,095	682	30,172
ARSON	4	2	8	7	21	5	13	40	1	103
BREAK AND ENTER	99	53	117	92	675	181	391	611	76	2,300
THEFT	703	367	471	250	3,120	1,074	2,282	5,004	260	13,574
TRAFFICK & POSSESSION	441	98	66	22	428	227	399	846	27	2,675
FRAUD	431	181	194	126	1,984	547	1,400	2,288	201	7,499
MISCHIEF	185	134	234	107	850	418	657	1,306	117	4,021
DRUG	39	15	38	22	159	91	123	234	18	902
WEAPONS	30	20	42	15	98	63	93	152	18	583
OTHER CRIMINAL CODE	234	115	349	110	854	844	828	1,168	102	6,976
FEDERAL	2	0	22	0	6	6	8	11	1	62
TOTAL CRIMINAL	2,868	1,443	2,566	1,058	11,066	5,084	8,577	15,776	1,259	52,732
CRIMINAL TRAFFIC	238	203	207	186	1,439	431	835	2,222	175	5,957
DANGEROUS OPERATION	16	28	27	27	129	22	54	254	24	591
IMPAIRED OPERATION	40	54	99	76	283	78	136	436	50	1,254
OTHER	182	121	81	83	1,027	331	645	1,532	101	4,112

Note: Fail to Appear offences are excluded from Newmarket. Unfounded, non-criminal, provincial violations and municipal by-law incidents are excluded from the analysis.

*The York Region count does not total all nine municipalities, as some incidents occurred outside its jurisdiction.

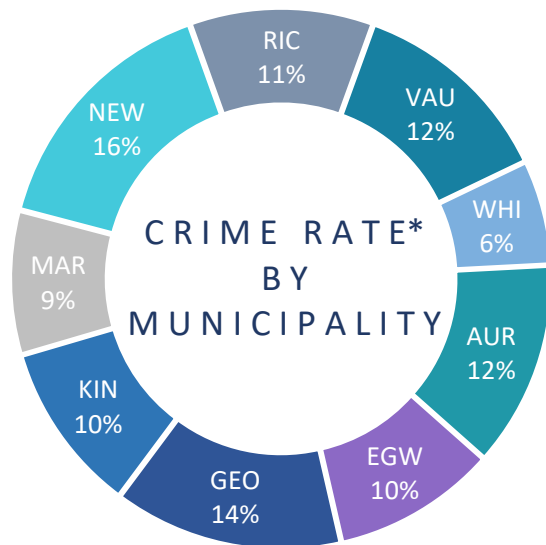
CRIME RATE

	AUR	EGW	GEO	KIN	MAR	NEW	RIC	VAU	WHI	YORK REGION*
VIOLENT	1053.6	1090.8	1919.1	1038.2	780.8	1722.8	1066.0	1124.0	761.5	1079.1
PROPERTY	2804.0	1988.6	2040.8	2042.5	1924.8	2594.8	2300.3	2756.9	1185.7	2319.4
DRUG	58.7	35.7	71.1	74.4	43.2	96.3	55.0	63.9	31.3	69.3
WEAPONS	45.2	47.6	78.6	50.7	26.7	66.7	41.6	41.5	31.3	44.8
OTHER	352.2	273.9	653.4	372.0	232.2	893.2	370.4	319.0	177.3	536.3
FEDERAL	3.0	0.0	41.2	0.0	1.6	6.3	3.6	3.0	1.7	4.8
TOTAL CRIME RATE**	4316.7	3436.7	4804.4	3577.7	3009.3	5380.1	3836.9	4308.3	2188.9	4053.6
CRIMINAL TRAFFIC	358.2	483.5	387.6	629.0	391.3	456.1	373.5	606.8	304.3	457.9

Note: Fail to Appear offences are excluded from Newmarket. Unfounded, non-criminal, provincial violations and municipal By-Law incidents are excluded from the analysis.

*The York Region count does not total all nine municipalities, as some incidents occurred outside its jurisdiction.

**Crime Rate is expressed per 100,000 population using year-end population estimates supplied by York Region.



CRIME RATE BY CATEGORY



*Crime Rate shown on graphs excludes Traffic Violations.

**Other Crime category includes Drug, Weapon and Federal.

APPENDIX A: DISPATCHED CALLS FOR SERVICES

INITIAL CALL TYPE	2024	%	2025	%	CHANGE	YOY%
DOMESTIC RELATED	10,012	8.8	10,669	9.7	657	6.6
MVC RELATED	8,770	7.7	10,286	9.3	1,516	17.3
CHECK WELFARE	9,186	8.1	9,668	8.8	482	5.2
ASSIST P.O. OR OTHER AGENCY	5,767	5.1	6,158	5.6	391	6.8
IMPAIRED	4,888	4.3	4,708	4.3	-180	-3.7
PERSON IN CRISIS/SUICIDE ATTEMPT	4,805	4.2	4,636	4.2	-169	-3.5
THEFT RELATED	4,489	3.9	4,310	3.9	-179	-4.0
UNWANTED PERSON	3,841	3.4	3,757	3.4	-84	-2.2
SUSPICIOUS PERSON	3,874	3.4	3,544	3.2	-330	-8.5
SUSPICIOUS VEHICLE	3,129	2.8	3,107	2.8	-22	-0.7
SILENT 911	2,921	2.6	3,085	2.8	164	5.6
ASSIST AMBULANCE	3,564	3.1	3,057	2.8	-507	-14.2
DISPUTE	2,806	2.5	2,974	2.7	168	6.0
BREAK IN RELATED	2,665	2.3	2,479	2.2	-186	-7.0
THEFT OF VEHICLE /IN PROGRESS	3,333	2.9	2,377	2.2	-956	-28.7
ASSAULT RELATED	2,331	2.1	2,343	2.1	12	0.5
INJURED PERSON	2,254	2.0	2,294	2.1	40	1.8
ASSIST CITIZEN	2,134	1.9	2,097	1.9	-37	-1.7
THREATS	1,713	1.5	1,620	1.5	-93	-5.4
MISSING PERSON RELATED	1,786	1.6	1,552	1.4	-234	-13.1
FIRE	1,196	1.1	1,514	1.4	318	26.6
FRAUD RELATED	1,165	1.0	1,375	1.2	210	18.0
NOISE COMPLAINT	1,728	1.5	1,353	1.2	-375	-21.7
WANTED PERSON	1,171	1.0	1,267	1.1	96	8.2
HARASSMENT	1,190	1.0	1,123	1.0	-67	-5.6
DRIVING COMPLAINT / HAZARD	1,139	1.0	1,103	1.0	-36	-3.2
SHOPLIFTING	1,037	0.9	1,046	0.9	9	0.9
WEAPONS CALL	1,009	0.9	1,044	0.9	35	3.5
KEEP THE PEACE	1,026	0.9	1,033	0.9	7	0.7
PROPERTY DAMAGE	1,230	1.1	1,030	0.9	-200	-16.3
PROPERTY FOUND	611	0.5	887	0.8	276	45.2
ALARM RELATED	875	0.8	858	0.8	-17	-1.9
UNKNOWN TROUBLE	795	0.7	857	0.8	62	7.8
PROPERTY LOST	828	0.7	764	0.7	-64	-7.7
TRESPASSING	688	0.6	629	0.6	-59	-8.6
SEXUAL ASSAULT / SEX OFFENCE RELATED	654	0.6	569	0.5	-85	-13.0
ROBBERY RELATED	382	0.3	556	0.5	174	45.5
ANIMAL COMPLAINT	570	0.5	539	0.5	-31	-5.4
BREACH OF CONDITIONS OR PROBATION	645	0.6	520	0.5	-125	-19.4
OVERDOSE	11	0.0	373	0.3	362	NC
YOUTH COMPLAINT	440	0.4	365	0.3	-75	-17.0

COMMUNITY MOBILIZATION- ENGAGEMENT	268	0.2	344	0.3	76	28.4
TRANSLATION SERVICES	307	0.3	338	0.3	31	10.1
ELECTRONIC CRIME	329	0.3	317	0.3	-12	-3.6
RECOVERED AUTO	407	0.4	295	0.3	-112	-27.5
HATE/BIAS MOTIVATED	346	0.3	288	0.3	-58	-16.8
ABUSE ELDER	264	0.2	286	0.3	22	8.3
SOUND OF GUNSHOTS	235	0.2	237	0.2	2	0.9
HAZARDOUS MATERIALS	180	0.2	234	0.2	54	30.0
DISTURBANCE	260	0.2	195	0.2	-65	-25.0
ABANDONED VEHICLE	172	0.2	189	0.2	17	9.9
VITAL SIGNS ABSENT	257	0.2	185	0.2	-72	-28.0
INSECURE PREMISE	193	0.2	175	0.2	-18	-9.3
INDECENT ACT	203	0.2	165	0.1	-38	-18.7
TRANSPORT WEAPON	160	0.1	161	0.1	1	0.6
DRUGS	173	0.2	154	0.1	-19	-11.0
STREET RACING EVENT	176	0.2	123	0.1	-53	-30.1
BOAT IN DISTRESS	98	0.1	109	0.1	11	11.2
PARKING COMPLAINT	67	0.1	103	0.1	36	53.7
ACCIDENT INDUSTRIAL / FARM	125	0.1	97	0.1	-28	-22.4
LIQUOR OFFENCE	104	0.1	86	0.1	-18	-17.3
SEARCH AND RESCUE DEPLOYMENT	71	0.1	65	0.1	-6	NC
DEMONSTRATION, STRIKES, PICKET, RIOT	81	0.1	60	0.1	-21	-25.9
ABUSE CHILD	58	0.1	47	0.0	-11	-19.0
ESCAPE/ELOPEE	26	0.0	45	0.0	19	73.1
INFORMATIONAL CALL	36	0.0	44	0.0	8	22.2
TRAFFIC CONTROL	31	0.0	44	0.0	13	41.9
STALKING	32	0.0	30	0.0	-2	-6.3
ADVISED 911 CALL	17	0.0	24	0.0	7	41.2
BY LAW	24	0.0	24	0.0	0	0.0
PROWLER	25	0.0	19	0.0	-6	-24.0
ARMED BARRICADED PERSON	6	0.0	10	0.0	4	66.7
INTELLIGENCE REPORT	3	0.0	8	0.0	5	166.7
ABDUCTION	7	0.0	5	0.0	-2	-28.6
KIDNAPPING	12	0.0	4	0.0	-8	NC
AIRCRAFT	0	0.0	3	0.0	3	-
TOTAL CALL TYPE	113,700		110,196		-3,504	-3.1

Note: The sum of the calls may not equal the total as a few categories of call types have been excluded, including: ARU related calls, Breath Tech Requests, Commercial landline-security to check, Community Resource Centre (CRC) related calls, and Prisoner meals. Not all calls result in a report. Data Source: BI Call for Services Dashboard includes: dispatched-citizen only call and excluding outside agency service.

APPENDIX B: PROJECTS AND INITIATIVES

The list includes only those projects highlighted in the 2025 Board Report and does not represent all York Regional Police projects and initiatives:

Operation Auto Guard 1.0, 2.0 and 3.0 – Auto Theft

Annual Campaign aimed at combatting auto theft through strategic enforcement and prevention efforts.

Project Lone Wolf – Residential Break and Enters

Investigation into overnight residential break and enters across the Region led by the York Regional Police Integrated Property Crime Task Force.

Project Dusk – Organized Crime

Dismantling of six separate crime groups in connection with 47 residential thefts, with six suspects from York Region, and eight others that reside outside of Canada.

Project Magic – Drug Enforcement

Investigation that resulted in charges laid against 15 people and the seizure of more than \$3.5 million worth of psychedelic drugs.

Project Chatter – Drug and Firearm Trafficking

Investigation of the trafficking of fentanyl and firearms within York Region and the GTA.

Project Mattel – Residential Break and Enters

Investigation into an organized crime group committing a series of residential break and enters across York Region.

Project Magnolia – Human Trafficking

Investigation into a suspect involved in human trafficking across Hamilton and elsewhere in the province of Ontario.

Project Wrangler – Violent Crime/Organized Crime

Joint forces operation into a criminal organization responsible for a series of violent incidents in southern and eastern Ontario and Quebec.

Project Endless – Drug Trafficking

Partnership with the OPP Border Drug Interdiction Task Force and the United States Drug Enforcement Administration investigating the trafficking of large quantities of controlled substances.

APPENDIX C: GLOSSARY OF TERMS

Actual totals include only those incidents for which an occurrence report was made and have been substantiated through police investigation. Unfounded incidents are not included.

Calls to 9-1-1 Communications Centre include all telephone calls, 911 emergency and non-emergency, made by members of the public.

Calls for Service are incidents requiring the assistance of police, fire or ambulance. Calls for service statistics indicate the level of police activity in a defined area during a specific time period.

Call Response Time is the time required for an officer from the queued time by a call dispatcher to the officer at scene time. Response time is presented in minutes.

Charged/Suspect-Chargeable (CSC) is an individual identified by law enforcement as an accused or for whom sufficient evidence exists to either lay a charge or recommend that the Crown lay a charge, in connection with an incident.

Citizen Generated Calls for Service occur when a citizen requests or requires a police response of any kind. Requests are received by, but not limited to, 911 telephone calls, non-emergency telephone calls, walk-in requests, online reports, or requests via other agencies.

Clearance Rates Clearance rate is defined as the ratio of cases cleared in the current year to founded criminal cases reported in the same year. Clearance rates may exceed 100%, as clearances may pertain to incidents reported in previous years.

Cleared refers to the status of an incident where a charge is laid, recommended, or the person(s) who committed the offence have been identified however circumstances did not result in a charge. Examples include instances where the complainant declines to proceed with charges against the accused or the offence dies before a formal charge is laid.

Complainant is the target of a non-violent incident. The complainant can be a person or a company depending on the type of crime.

Crime Rate is the sum of all criminal code incidents reported to police divided by the population. The rate excludes traffic violations. It is expressed as a rate per 100,000 population using year-end population estimates supplied by the York Region Planning Department. The rate for youth crime is based on a per 1,000 youth population.

Dispatched Calls are all 911 and non-emergency telephone calls for police assistance as well as all requests for service received by Communications.

Fatal Motor Vehicle Collision Contributing Factors are based on the Major Collision Investigation Unit's interpretation of each collision. Distracted driving is counted if there is some physical or witnessed evidence to suggest the collision was linked to distraction. Inattentive driving is based on witness or physical evidence that would cause belief that the responsible driver was inattentive and there is no other explanation for the collision. All other categories are self-explanatory.

Founded refers to incidents where, after police investigation, it has been determined that the reported offence did occur or was attempted (even if the accused/CSC/suspect is unknown) or there is no credible evidence to confirm that the reported incident did not take place. This includes third-party reports.

Hate Crime means a criminal offence committed against a person or property, which is motivated by the offender's bias, prejudice, or hate based on victim's race, national or ethnic origin, language, colour, religion, sex, age, mental or physical disability, sexual orientation, or any other similar factor.

Homicide is when a person, directly or indirectly, by any means, causes the death of a human being.

Incident or criminal incident is a set of connected events that usually constitute a police occurrence report. An incident may involve several victims, several CSCs, and multiple violations of the law. An incident report in the record management system can contain up to four different violations. Where there are multiple victims within a single criminal event, a separate aggregate incident is counted for each victim.

Mental Health Apprehension is an action by a police officer in Ontario, according to the *Mental Health Act*, to apprehend individuals if the officer has reasonable grounds to believe that the person is acting in a disorderly manner and is a threat or at risk of causing harm to himself or others. The police officer would take the person in custody and transport them to an emergency unit at a hospital for examination by a doctor and/or other health professionals.

Most Serious Violation is an offence or violation of the law that occurred in a criminal incident reported to police. The most serious violation is determined by the greatest maximum penalty for the violation. If violations have the same maximum penalty, it is at the department's discretion which is the most serious.

Non-Criminal Deaths include natural deaths, death by suicide, non-traffic accidental deaths and undetermined deaths. The last three categories constitute non-natural deaths.

Offence refers to violations of the law committed during a criminal event and have been reported to police.

Online Reporting is a method of reporting crime by a victim or by a complainant using a computer or a similar electronic device without calling police or going to a police station. York Regional Police encourages people to report certain crimes online including Damage/Mischief to a Vehicle, Damage/Mischief to Property, Theft of Gas, Identity Theft/Fraud, Theft Under \$10,000, Theft from a Motor Vehicle and Theft from a LCBO store.

An incident cannot be reported online if: it occurred outside of York Region or involved threats or violence, it is a Hate Crime, it is a domestic violence incident, the suspect is known, evidence is left behind, or the victim wishes to remain anonymous/seeks confidential status.

Race/Ethnicity is a categorization of humans based on shared physical, behavioral and cultural attributes or qualities into groups generally viewed as distinct within a given society.

Robbery - Every one commits a robbery who steals, and for the purpose of extorting whatever is stolen or to prevent or overcome resistance to the stealing, uses violence or threats of violence to a person or property.

Robbery - ATM includes robberies at ATM machines within financial institutions or at stand-alone locations where the victim is approached and forced to withdraw money or is robbed as they are leaving the machine.

Robbery - Car Jacking motor vehicle theft when violence is used, threatened or attempted.

Robbery - Deposit includes robberies where a business deposit is stolen from a person using force.

Robbery - Financial includes robberies occurring at banks, credit unions, or involving armoured cars.

Robbery - Home Invasion is a break and enter of a dwelling house where people are present, with violence or the threat of violence.

Robbery - Retail includes robberies occurring at retail or commercial premises such as convenience stores, restaurants/fast food establishments, massage parlours, gas stations, and donut/coffee shops.

Robbery - Street includes muggings, intimidation style robberies, and all other robberies by force or threat of force that occur in a public place.

Robbery - Other includes robberies that do not meet the criteria for any of the specified categories: ATM, Carjacking, Financial, Home Invasion, Retail and Street. Examples include hotel robberies, robberies by uninvited guests at house parties, and break and enter occurrences that result in a robbery occurring.

Unfounded incidents are those where it has been determined through police investigation that the offence reported did not occur, nor it was attempted. Effective from January 1, 2018.

The prior definition of unfounded was 'an incident is unfounded if it has been determined through police investigation that no violations of law took place at that time or location'. Effective up to December 31, 2017.

Uniform Crime Reporting (UCR) Survey was established in 1962 by the Canadian Centre for Justice and Community Safety Statistics (CCJCSS) of Statistics Canada with the cooperation and assistance of the Canadian Association of Chiefs of Police (CACP) to measure crime in Canadian society. The CCJCSS collects, analyzes and publishes crime incident data reported to police service agencies across Canada annually. The survey is a census of all criminal incidents reported to police and no sampling is done. Police services in Canada are mandated by law to capture all necessary information for criminal incidents in accordance with UCR survey methodology. The UCR survey collects information only on those crimes that come to the attention of police. Therefore, data does not include counts of crime that are never detected or brought to the attention of police.

The UCR survey program was originally developed in the United States in 1920 by the International Association of Chiefs of Police (IACP) to gather official crime statistics nationwide. In the USA, the FBI collects, analyzes and publishes the data from police services.

Violation refers to a contravention of the *Criminal Code, Federal, or Provincial Statutes*.

Violent Offences involve the use or threat of violence against a person, including, but not limited to, Homicide, Attempt Homicide, Sexual Violations and Services, Assaults, Kidnapping, Forcible Confinement, Abduction, and Robbery. In short, all 1000 series offences of the *Criminal Code* constitute violent crimes.

Victim is a person who is the target of a violent or aggressive action or threat.

Young Person or Youth refers to a person aged 12 - 17 years inclusive (*Youth Criminal Justice Act*).

Youth Crime Rate refers to the number of youths formally charged plus processed by other means for committing a criminal or federal offence per 1,000 youth population. Youth population (12-17 inclusive) estimates used are supplied by the The Regional Municipality of York.

APPENDIX D: TYPE OF VIOLATIONS

Assault a person commits an Assault when (a) without the consent of another person, applies force intentionally to that other person, directly or indirectly; (b) he attempts or threatens, by an act or a gesture, to apply force to another person, if he has, or causes that other person to believe on reasonable grounds that he has, present ability to affect his purpose; or (c) while openly wearing or carrying a weapon or an imitation thereof, he accosts or impedes another person or begs.

Attempt Capital Crime includes Attempted Murder and Conspiracy to Commit Murder.

Cyber Crime encompasses any criminal act as outlined in Canada's *Criminal Code* where Information and Communication Technology (ICT) is the target of the offence, or whereby ICT is integral and vital in the commission of the offence. Texting, messages on Facebook, Twitter and other such media are considered cybercrime activity if a criminal offence is involved.

Crimes Against Persons are crimes involving aggressive action (with the intent to do harm) or threat of such action by one person against another. These include Violations causing Death, Attempted Murder, Sexual Violations, Offences of Sexual Services, Assault, Robbery and other Violent violations, and Deprivation of Freedom.

Crimes Against Property or property crimes involve unlawful acts with respect to property or to gain property, but do not involve the use or threat of violence against an individual. These include Arson, Break and Enter, Theft, Shoplifting, Trafficking of Stolen Goods, Fraud, and Mischief.

Criminal Harassment is an offence when a person, without lawful authority and knowing that another person is harassed or recklessly as to whether the other person is harassed, engage in conduct that causes that other person reasonably, in all the circumstances, to fear for their safety or the safety of anyone known to them. The prohibited conduct includes; (a) repeatedly following from place to place the other person or anyone known to them, (b) repeatedly communicating with, either directly or indirectly, the other person or anyone known to them; (c) besetting or watching the dwelling-house, or place where the other person, or anyone known to them, resides, works, carries on business or happens to be; or (d) engaging in threatening conduct directed at the other person or any member of their family.

Dangerous Operation and/or Driving is an offence for anyone who operates a conveyance in a manner that, having regard to all of the circumstances, is dangerous to the public.

Deprivation of Freedom violations include Kidnapping, Forcible Confinement, Hostage Taking, Trafficking in Persons and Abduction offences.

Domestic Violence or Intimate Partner Violence (IPV) or spousal violence is a prevalent form of gender-based violence of aggression or abuse that occurs in a romantic relationship. Intimate partner refers to both current and former spouses, common-law partners and dating partners.

Drug Violations include violations under the *Controlled Drugs and Substances Act* and the *Food and Drug Act*. These violations are comprised of Possession, Trafficking, and Importation/Exportation or Production of various Illicit Controlled Drugs and Substances.

Family Violence is an offence of any form of abuse, mistreatment or neglect that a child or adult experiences from a family member. It is a systemic pattern of abusive behaviors towards a member of a family where the purpose is to gain power, control and induce fear.

Federal Statutes violations include violations under all other federal statutes. They include *the Bankruptcy Act, Income Tax Act, Canada Shipping Act, Canada Health Act, Customs Act, Competition Act, Excise Act, Immigration/Refugee Protection Act, Firearms Act, National Defense Act, Young Offenders Act, Youth Criminal Justice Act*, and Other Federal Statutes.

Harassing Communications is an offence for anyone who, without lawful excuse and with intent to harass a person, repeatedly communicates, or causes repeated communications to be made, with them by a means of telecommunication.

Hate Crime (Hate Propaganda) is identified as advocating or promoting genocide against an identifiable group, distinguished by colour, race, religion, national or ethnic origin, age, sex, sexual orientation, gender identity or expression, or mental or physical disability. Under S. 319, this includes everyone who, by communicating statements in any public place, incited hatred against any identifiable group where such incitement is likely to lead to a breach of the peace.

Homicide is a crime when a person directly or indirectly, by any means, causes death to a human being. Homicide is classified into two categories: culpable and not culpable. Culpable Homicide includes First and Second-Degree Murders, Manslaughter and Infanticide. Non-culpable Homicides include deaths caused by Criminal Negligence, Suicide and Accidental Deaths or justifiable Homicide (example: self-defense). Non-culpable Homicides are not included in this definition of Homicides.

Impaired Operation/Driving is when anyone who commits an offence who; (a) operates a conveyance while the person's ability to operate it is impaired to any degree by alcohol or a drug or by a combination of alcohol and a drug; (b) subject to subsection (5), has, within two hours after ceasing to operate a conveyance, a blood alcohol concentration that is equal to or exceeds 80mg of alcohol in 100mL of blood; (c) subject to subsection (6), has, within two hours after ceasing to operate a conveyance, a blood drug concentration that is equal to or exceeds the blood drug concentration for the drug that is prescribed by regulation; or (d) subject to subsection (7), has, within two hours after ceasing to operate a conveyance, a blood alcohol concentration and a blood alcohol concentration and the blood drug concentration for the drug are prescribed by regulation for instances where alcohol and that drug are combined.

Level of Violation refers to the seriousness of the crime. An incident can contain one to four violation codes. The most serious violation, as determined by the maximum penalty, is referred to as Most Serious Violation (MSV) within an incident. The MSV must always be the first violation code listed on the record, then follow by the next most serious violation.

Mischief is a criminal offence consisting of anyone who willfully; (a) destroys or damages property; (b) renders property dangerous, useless, inoperative or ineffective; (c) obstructs, interrupts or interferes with the lawful use, enjoyment or operation of property; or (d) obstructs, interrupts or interferes with any person in the lawful use, enjoyment or operation of property.

Criminal Organization ("Organized Crime") consists of a static or fluid group of 3 or more individuals who communicate, cooperate, and conspire within an ongoing collective or network, and has as one of its main purposes or activities the facilitation or commission of offences undertaken or planned to generate material benefits or financial gain.

Other Criminal Code violations include the remaining non-traffic *Criminal Code* violations that are classified as neither violent nor property violations. These violations are divided into two groups:

Group A: includes Bail Violations, Counterfeiting Currency, Disturb the Peace, Escape Custody, Indecent Act, Child Pornography, Public Morals, Obstruct Peace/Public Officer, Prisoner Unlawfully at Large, Trespass at Night, Fail to Appear, Breach of Probation, Utter Threats to Property-Animal, Advocating Genocides, and Public Incitement of Hatred.

Group B: includes Unauthorized Recording of a Movie, Offences Against Public Order, Offences Relating to Terrorist Activity, Offences against Administration of Law and Justice, Invasion of Privacy, Offences Against the Person and Reputation, Offences Against the Rights or Property, Fraudulent Transactions/Contracts and Trade, Intimidation of Justice System Participant, Willful/Forbidden Acts/Respect of Certain Property, Offences related to Currency, Proceeds of Crime, Attempts/Conspiracies/Accessories, Offences relating to Criminal Organization, and all other *Criminal Code* violations.

Public Mischief is everyone who, with intent to mislead, causes a peace officer to enter on or continue an investigation by (a) making a false statement that accuses some other person of having committed an offence; (b) doing anything intended to cause some other person to be suspected of having committed an offence that the other person has not committed, or to divert suspicion from himself; (c) reporting that an offence has been committed when it has not been committed; or (d) reporting or in any other way making it known or causing it to be made known that he or some other person has died when he or that other person has not died.

Robbery and Extortion is everyone who (a) steals, and for the purpose of extorting whatever is stolen or to prevent or overcome resistance to the stealing, uses violence or threats of violence to a person or property; (b) steals from any person and, at the time he steals of immediately before or immediately thereafter, wounds, beats, strikes, or uses any personal violence to that person; (c) assaults any person with intent to steal from him; or (d) steals from any person while armed with an offensive weapon or imitation thereof.

Sexual Assault is classified by level in the *Criminal Code* into three separate categories depending on the nature and severity of the incident, including level 1, Assault of a sexual nature that violates the sexual integrity of the victim; level 2, Assault with a weapon or causing bodily harm that involves Sexual Assault with a weapon, and level 3, Aggravated Sexual Assault that wounds, maims, disfigures or endangers the life of the victim.

Sexual Interference includes every person who, for a sexual purpose, touches, directly or indirectly, with a part of the body or with an object, any part of the body of a person under the age of 16 years.

Sexual Services is a punishable offence for anyone who, in any place, obtains for consideration, or communicates with anyone for the purpose of obtaining for consideration, the sexual services of a person (S. 286.1). For the purpose of offering or providing sexual services for consideration – in a public place, or in any place open to public view, that is or is next to a school ground, playground or daycare center (S. 213).

Sexual Violations include Aggravated Sexual Assault, Sexual Assault with a weapon or cause bodily harm, and level 1 Sexual Assault. This category also includes Sexual Violations that specifically apply to children such as invitation to Sexual Touching, Sexual Exploitation, Incest, Corrupting Morals of a Child, making Sexually Explicit materials available to children, Voyeurism, Bestiality, Luring Child via Computer, Householder Permit Sexual Activity, and Distribution of Intimate Images.

Traffic Violations include all traffic violations under the *Criminal Code*. These include Dangerous Operation, Evade Police, Impaired related Violations (alcohol and drug), Street Racing, and other Criminal Traffic Violations including Fail to Stop or Remain and Drive while Prohibited.

Violent Offences involve the use or threat of violence against a person including Homicide, Attempted Murder, Assault, Sexual Assault and Robbery. 1000-series violations are violent violations or crime against persons. Violent crimes are counted at the victim level using the most serious violation against each victim in an incident.

Violations Causing Death include First Degree Murder, Second Degree Murder, Manslaughter, Infanticide, Criminal Negligence of Cause Death, and other related offences causing death.

Weapons Violations include violations under the *Criminal Code*, which involve any thing used, designed to be used or intended for use in causing Death or Injury to any person or used for the purpose of threatening or intimidating any person. These include Possession, Use, Trafficking, Pointing, Unauthorized Import/Export, Firearms Documentation and Administration, and Unsafe Storage.

APPENDIX E: CHANGES IN UCR SURVEY REPORTING METHODOLOGY (2009-2025)

Changes are made to Uniform Crime Reporting (UCR) survey methodology by the Canadian Centre for Justice and Community Safety Statistics (CCJCSS) of Statistics Canada. These changes are initiated by the Government of Canada in the form of a new bill or law, or by CCJCSS as a result of feedback, requests from police services or recommendations from the Police Information and Statistics (POLIS) Committee of the Association of Chiefs of Police (ACCP). This section also includes policy and operational changes made by York Regional Police that might affect crime statistics presented for the Region. The following sections outline what changes were made to the UCR survey methodology during the last five-year period, 2019-2024.

June 2019

In response to **Bill C-75**, “An Act to amend the Criminal Code, the Youth Criminal Justice Act and Other Acts to make consequential amendments to other Acts”, CCJCSS made changes to the UCR survey methodology by expiring two offences (*‘Anal Intercourse’* and *‘Common Bawdy House’*). CCJCSS also increased the maximum penalties for the following nine existing offences: *‘Communicating to Provide Sexual Services for Consideration’*, *‘Stopping or Impeding Traffic for the Purpose of Offering - Providing or Obtaining Sexual Services for Consideration’*, *‘Betting House’*, *‘Gaming House’*, *‘Disturb the Peace’*, *‘Indecent Acts’*, *‘Trespass at Night’*, *‘All Other Criminal Code (includes Part XII.1 CC)’* and *‘Operation-Low Blood Drug Concentration’*.

November 2019

CCJCSS introduced the new violation of *‘Sexual Offence occurring prior to January 4, 1983’* to the UCR survey for the purpose of capturing historical sexual offences.

March 2020

The Province of Ontario made the following declaration under the *Emergency Management and Civil Protection Act (EMCPA)*: “The Chief Justice of the Ontario Court of Justice has ordered the following set fines for individuals: *‘Fail to comply with an order made during a declared emergency’*, *‘Obstruct any person exercising a power in accordance with an order made during a declared emergency’* and *‘Obstruct any person performing a duty in accordance with an order made during a declared emergency’*”.

April 2020

In response to the Federal Government amendments to the *Contraventions Regulations (Quarantine Act)*, new offence codes were introduced for federal violations of the *Quarantine Act*.

The City of Vaughan introduced a By-Law to regulate activities deemed to have a potentially adverse impact on the health and well-being of the public during the COVID-19 Emergency. The By-Law was in line with the Declaration of Emergency by the Province of Ontario.

July 2020

CCJCSS introduced changes to selected prostitution violation labels used for collection and publication within the Uniform Crime Reporting Survey. The new labels were endorsed by the Police Information and Statistics (POLIS) Committee in September 2019. These new labels included: *‘Total Offences in Relation to Sexual Services’*, *‘Public Communication to Sell Sexual Services’* and *‘Offences Related to Impeding Traffic to Buy or Sell Sexual Services’*.

October 2021

New variables relating to Firearms, Hate Crime and Cybercrime as well as new options for existing Hate Crime variables were incorporated into the UCR Survey by CCJCSS. Four new variables relating to Firearms Recovery, Firearms Seized,

Firearms Stolen and Firearms Discharged were added. In addition, one new variable on Cybercrime Classification, and two new variables on a second Hate Crime Type and a second Hate Crime Motivation were added. This change also included new coding categories for Hate Crime Type and Hate Crime Motivation. These changes were implemented by York Regional Police.

February 2022

The invocation of the *Federal Emergencies Act* and the need for relevant information surrounding the impact of the 2022 convoy protests across the country resulted in the introduction of a new violation code: '6750 – Emergencies Act'. Prior to the introduction of this code, violations against the *Emergencies Act* were captured under the UCR violation code '6900 - Other Federal Statutes'. The UCR code 6900 remains a valid violation in order to capture remaining Federal violations.

CCJCSS introduced four new categories of stolen property to the UCR Survey. These changes were in response to suggestions and commentary from police services and data users. The new categories added to the stolen property field were: 'DA-Drugs and Alcohol', 'ED-Electric Transport Device', 'EM-Electric Mobility Device' and 'VB-Motorized Boat, Vessel or Other Watercraft'. The UCR Survey change notification also modified the definitions of three existing stolen property categories which include: 'BT-Non-Motorized Boat, Vessel or Other Watercraft', 'CG-Other Consumable Goods' and 'VM-Other Motorcycles and Mopeds.

March 2022

In response to **Bill C-3**, '*An Act to amend the Criminal Code and the Canada Labour Code*', CCJCSS introduced four new offences: '*Intimidation of a person to impede them from obtaining health services*', '*Intimidation of a health professional to impede their duties*', '*Intimidation of a person assisting in the performance of the health services to impede in those functions*' and '*Obstruction or Interference with access to health services*'.

In response to **Bill C-4**, '*An Act to amend the Criminal Code (Conversion Therapy)*', CCJCS created three new offences: '*Causing or Providing Conversion Therapy*', '*Material Benefit from Conversion Therapy*' and '*Promoting or Advertising Conversion Therapy*'.

April 2022

In response to **Bill C-4** '*An Act to implement the Agreement between Canada, the United States of America and the United Mexican States*', CCJCSS made adjustments to the UCR Survey on March 13, 2020. New *Criminal Code* Section 391 'Trade Secret' was mapped to the existing UCR code '2160 - Fraud'.

May 2022

CCJCSS updated scoring rules surrounding the location and occupancy variables within the UCR survey. The UCR Survey no longer considered location code '30 - Halfway House/Young Offender Group Home' a residential location within the survey given that the nature of this location is not a permanent residence but rather a temporary place of shelter. As a result, the occupancy field was no longer required to be completed and '9 - Not Applicable' was to be entered in this field for incidents with location code '30 - Halfway House/Young Offender Group Home'. The occupancy variable provides more detail regarding who co-habits the location, which is used to look at violence within residences. Due to the nature of halfway homes/young offender group homes, the violence that occurs at these locations is not tied to the same risk factors within a private residence.

August 2022

CCJCSS made additional changes to previously introduced stolen property categories of 'ED -Electric Transport Device', 'EM - Electric Mobility Device' and 'DA -Drugs and Alcohol' after discussions with Justice Canada regarding the legislation surrounding motor vehicles. As such, the UCR Survey now allows stolen property codes 'ED - Electric Transport Device' and 'EM -Electric Mobility Device' to be reported as either motor vehicles or non-motor vehicles whereas before, they were not considered motor vehicles. In addition, stolen property code 'DA -Drugs and Alcohol' has been changed to 'DA

- Legal Drugs and Alcohol' while 'NA - Narcotics and Precursors' has been changed to 'NA - Illegal Drugs, Controlled Drugs and Precursors' in order to separate the type of drugs by legislation and legality.

CCJCSS expanded the UCR violation code '3810 – Wilful/Forbidden Acts in Respect to Property' due to an increased need for data related to animal cruelty. As a result, violation code '3810 -Wilful and Forbidden Acts in Respect of Certain Property (Part XI CC)' was expired by CCJCS and six new violations were added to the UCR Survey. These included: '3811- Other Interference with Property', '3812 -Injuring or Endangering Animals', '3813 - Killing or injuring Law Enforcement or Military Animals', '3814 - Causing unnecessary suffering to Animals', '3815 - Causing damage or injury due to a failure to exercise reasonable care - animals or birds', and '3816 - Arena for animal fighting'.

October 2022

In response to suggestions and commentary from police services, CCJCSS expanded UCR violation code '3770 - Other Offences Against Persons and Reputation' in order to establish 'Failure to Provide Necessaries' and 'Impeding Attempt to Save Life' as violent (1000 series) violations. As a result, violation code '3770 - Other Offences Against the Person and Reputation (Part VIII CC)' was expired and three new violations were added to the UCR Survey. These included: '1639 - Failure to Provide Necessaries', '1640 - Impeding Attempt to Save Life', and '3772 - Other Offences Against the Person and Reputation'.

November 2022

CCJCSS re-sent UCR change notification related to animal cruelty by incorporating new mapping for *Criminal Code* Section 447.1(2) 'Breach of Order'.

June 2023

In response to **Bill C-41**, '*An Act to amend the Criminal Code and to make consequential amendments to other Acts*', CCJCSS made adjustments to incorporate two new Criminal Code sections: '*83.03 (1) Providing, making available, etc., property or services for terrorist purposes*' and '*83.03 (2) Providing, making available, etc., property or services - use by terrorist group*'. These two Criminal Code sections were mapped to existing UCR code '3711- Property or Services for Terrorist Activity'.

August 2023

The new Statistics Canada data standard for sexual orientation was released. The new recommended standard, "sexual orientation of person" pertains to how an individual describes their sexuality. Under this standard, individuals may report their sexual orientation by selecting one of the following: "heterosexual", "lesbian or gay", "bisexual or pansexual", or by providing another term in a write-in field. In response to this change, CCJCSS updated certain terminology in relation to sexual orientation: '*LGBT*' to '*2SLGBTQI+*' and '*Gender Diverse*' to '*Non-Binary*'.

October 2023

In response to **Bill S-12**, '*An Act to amend the Criminal Code, the Sex Offender Information Registration Act*' and the '*International Transfer of Offenders Act*', UCR violation code '1356 - *Sexual Exploitation of a Person with a Disability*' was updated to reflect the new maximum penalty outlined in the new legislation. As a result, violation code '1356 - *Sexual Exploitation of a Person with a Disability*' was amended to include the maximum penalty of 10 years (previously 5 years).

December 2023

In response to **Bill C-21**, '*An Act to amend certain Acts and to make certain consequential amendments (firearms)*', two new violation codes were added to the UCR Survey: '*3366 – Possession and Distribution of Computer Data (Firearm)*' and '*3367-Altering Cartridge Magazine*'. In addition, the maximum penalty increased for the UCR violation codes pertaining to these sections: '*3365- Weapons Trafficking and Manufacturing*', '*3375 -Possession of Weapons*' and '*3380 - Unauthorized Importing/Exporting of Weapons*'. The UCR Survey modified the label for violation 3365 from '*Weapons Trafficking*' to '*Weapons Trafficking and Manufacturing*' in order to more accurately represent the sections which make up this violation code.

February 2024

In response to **Bill S-12**, 'An Act to amend the Criminal Code, the Sex Offender Information Registration Act and the International Transfer of Offenders Act', the violation code '1356 - Sexual Exploitation of a Person with a Disability' now displays a maximum penalty of 10 years (previously 5 years).

July 2024

On June 20, 2024, the Canadian Government granted royal assent to Bill C-69, "An Act to implement certain provisions of the budget led in Parliament on April 16, 2024" which introduced the following new Criminal Code offences:

- 333.1 (3) 'Motor vehicle theft when violence used, threatened or attempted'
- 333.1 (4) 'Motor vehicle theft for criminal organization'
- 333.2 (1) 'Possession of device for purpose of committing theft'
- 333.2 (2) 'Distribution of device linked to theft'
- 462.31 (2.1) 'Laundering proceeds of crime for criminal organization'

In response to the changes outlined in this new legislation, CCJCSS made adjustments to the UCR Survey to include the following new UCR Violation Codes and Mapping:

- '1435 - Motor Vehicle Theft When Violence Used, Threatened or Attempted'
- '2136 – Motor Vehicle Theft for Criminal Organization'
- 2137 – Possession or Distribution of Device Linked to Motor Vehicle Theft'
- 3826 – Laundering Proceeds of Crime for Criminal Organization'

August 2024

In response to **Bill C-70**, 'An Act respecting countering foreign interference', new Criminal Code sections '52.1 Sabotage – Essential Infrastructure' and '52.2-Sabotage – Device' were mapped to the UCR code '3710-Offences Against Public Order'.

January 2025

In response to **Bill C-70**, 'An Act respecting countering foreign interference', new UCR code 6580 'Proceeds of Crime (Money Laundering) and Terrorist Financing Act' was created. This new code will provide key information for crime analysis, resource planning and program development for the policing community and also allow for a more comprehensive understanding of the effectiveness of Canada's measures to combat money laundering and terrorist financing completed by the Financial Action Task Force (FATF).

October 2025

The Canadian Government granted royal assent to Bill C-291: An Act to amend the *Criminal Code* and to make consequential amendments to other Acts (child sexual abuse and exploitation material) on October 10, 2024.

UCR violation code 3455 "Child Pornography (Possessing or Accessing)" has been renamed to "Child Sexual Abuse and Exploitation Material (Possessing or Accessing)". UCR violation code 3456 "Child Pornography (Making or Distributing)" has also been renamed to "Child Sexual Abuse and Exploitation Material (Making or Distributing)"

December 2025

To improve data quality for the firearms variables in the UCR, Statistics Canada, in conjunction with several police services across Canada, reviewed and refined the language used in the definitions of Firearms Variables. The wording was updated to ensure clarity and support accurate reporting by police. The previous "Firearms Recovered" variable was amended and is now labelled "Firearms Recovered-Stolen"